



INTELLIGENT
TORCH SOLUTIONS



B.L.Metál Hungária Kft.
1201 Budapest, Vágóhíd u. 55.
Tel.: +36 1 283 3614
www.blm.hu, info@blm.hu

ARC T SERIES



A Passion for Technology & Innovation

To produce hand tools that reach the pinnacle of performance, durability and functionality you have to be passionate about what you do.

At Arc Torchology the research and development department is the beating heart of our company.

Every single component is conceived, developed, manufactured and tested in-house.

Our development and testing activities are loaded with cutting edge technologies, many of which have been developed specifically by us to meet the very stringent demands we place on our design solutions.

These specialized, bespoke solutions allow us to develop products that surpass the prerequisite of industry standards, inventing increasingly more beneficial products that deliver maximum results for the operator.

FEATURING NEW TECHNOLOGIES



This is not business as usual.

Contents

Arc T Range Overview and Ratings	2
Torch Range	
T2 / T2FX	4
T3 / T3FX	6
T3W / T3WFX	8
T4W / T4WFX	10
T5W / T5WFX	12
Rapid Fit Connection System	14
Switch Modules	16
Quick Fit Switch Wire Plug Kits	17
Torch Package Configurators	18
Extension Cables New	25
Wear Parts	
Set-Up Overview	27
Ceramic Cups	28
Quartz Cups	28
Collets Bodies	29
Gas Lens Bodies	29
Gas Lens Body Filter Kits	30
Starter Kits	
Collet Body Starter Kits	32
Gas Lens Body Starter Kits	32
Accessory Kits	
Arc Accessory Kits	33
Arc T Super Series System	
Arc T Super Series Kits	35
Wear Parts	37
Recommended Tungsten Paramaters	39

AIR-COOLED

Arc T High Performance Tig Series



LIBERATE
YOUR WORKDAY

TECHNICAL SPECIFICATIONS

T2/T2FX

Cooling Method		Air-Cooled	
Rating:	DC	190A	180A (FX)
	AC	135A	125A (FX)
Duty Cycle		35%	
Electrode Size		1.0-4.0mm/0.04"-5/32"	
Operating Temperature		-20°C ..+40°C	

Now with Rapid Fit Connectors
Please refer to Page 14



T3/T3FX

Cooling Method		Air-Cooled	
Rating:	DC	240A	220A (FX)
	AC	170A	155A (FX)
Duty Cycle		35%	
Electrode Size		1.0-4.8mm/0.04"-3/16"	
Operating Temperature		-20°C ..+40°C	

Now with Rapid Fit Connectors
Please refer to Page 14



LIQUID-COOLED

T3W/T3WFX

Cooling Method		Liquid-Cooled	
Length		12.5ft	25ft
Rating:	DC	1200W	400A
	AC	1200W	280A
	DC	1600W	-
	AC	1600W	-
Duty Cycle		100%	60%
Electrode Size		1.0 - 4.0mm / 0.04"-5/32"	
Minimum Liquid Flow Rate		1.5 l/min	
Minimum Liquid Inlet Pressure		3.0 Bar	
Maximum Liquid Inlet Pressure		5.0 Bar	
Maximum Liquid Inlet Temperature		50°C	
Operating Temperature		-20°C ..+40°C	

Now with Rapid Fit Connectors
Please refer to Page 14



LIQUID-COOLED

Arc T High Performance Tig Series



LIBERATE
YOUR WORKDAY

T4W/T4WFX

Cooling Method			Liquid-Cooled	
Length			12.5ft	25ft
Rating:	DC	1200W	450A	400A
	AC	1200W	315A	280A
	DC	1600W	450A	450A
	AC	1600W	315A	315A
Duty Cycle			100%	60%
Electrode Size			1.6- 4.8mm / 1/16"-3/16"	
Minimum Liquid Flow Rate			1.5 l/min	
Minimum Liquid Inlet Pressure			3.0 Bar	
Maximum Liquid Inlet Pressure			5.0 Bar	
Maximum Liquid Inlet Temperature			50°C	
Operating Temperature			-20°C ..+40°C	



T5W/T5WFX

Cooling Method			Liquid-Cooled	
Length			12.5ft	25ft
Rating:	DC	1200W	550A	500A
	AC	1200W	385A	350A
	DC	1600W	550A	550A
	AC	1600W	385A	385A
Duty Cycle			100%	60%
Electrode Size			1.6- 6.4mm / 1/16"-1/4"	
Minimum Liquid Flow Rate			1.5 l/min	
Minimum Liquid Inlet Pressure			3.0 Bar	
Maximum Liquid Inlet Pressure			5.0 Bar	
Maximum Liquid Inlet Temperature			50°C	
Operating Temperature			-20°C ..+40°C	



T2 / T2FX Air-Cooled Tig Welding Torch

Ratings: T2: 190A DC, 135A AC @35% duty cycle. 1.0 to 4.0mm Electrode
T2FX: 180A DC, 125A AC @35% duty cycle. 1.0 to 4.0mm Electrode

The Arc T2 is the same size as a WP17 with better performance than a WP26. Its unique consumable design make it a reliable all-day Industrial level Air-Cooled Torch

ARC T HIGH PERFORMANCE TIG TORCH PACKAGES

Arc Tig Torches are supplied with a momentary switch and Surelok™ 35-50mm Dinse style termination as standard.

For alternate terminations, gas fittings, and switch options please refer to the Torch Configurators - pages 18-24.



12.5ft
T2-S1-4M-SL-QGS1
T2FX-S1-4M-SL-QGS1

25ft
T2-S1-8M-SL-QGS1
T2FX-S1-8M-SL-QGS1



Wear Parts

A Standard Ceramic Cups

Part Number	Description	Nozzle	Bore Size
T2CC04	Ceramic Cup	#4	6mm - 1/4"
T2CC05	Ceramic Cup	#5	8mm - 5/16"
T2CC06	Ceramic Cup	#6	10mm - 3/8"
T2CC07	Ceramic Cup	#7	11mm - 7/16"
T2CC08	Ceramic Cup	#8	12.5mm - 1/2"
T2CC10	Ceramic Cup	#10	16mm - 5/8"

B Standard Quartz Cups

Part Number	Description	Nozzle	Bore Size
T2QZ06	Standard Quartz Cup	#6	10mm - 3/8"
T2QZ08	Standard Quartz Cup	#8	12mm - 1/2"
T2QZ10	Standard Quartz Cup	#10	15mm - 5/8"

C Collet Body

Part Number	Description	Bore Size
T2CB10	Collet Body	1.0mm - 0.04"
T2CB16	Collet Body	1.6mm - 1/16"
T2CB20	Collet Body	2.0mm - 5/64"
T2CB24	Collet Body	2.4mm - 3/32"
T2CB32	Collet Body	3.2mm - 1/8"
T2CB40	Collet Body	4.0mm - 5/32"


D Gas Lens Collet Body

Part Number	Description	Bore Size
T2GL10	Gas Lens Collet Body	1.0mm - 0.04"
T2GL16	Gas Lens Collet Body	1.6mm - 1/16"
T2GL20	Gas Lens Collet Body	2.0mm - 5/64"
T2GL24	Gas Lens Collet Body	2.4mm - 3/32"
T2GL32	Gas Lens Collet Body	3.2mm - 1/8"
T2GL40	Gas Lens Collet Body	4.0mm - 5/32"

To set-up your Arc Tig Torch please add the relevant starter kit.
Please refer to Page 32.

HIGH PERFORMANCE SERIES

For alternative switch modules
please refer to Page 16



Super Series set-up

Perfect for exotic metals Stainless
Steel, Inconel, Chromoly & Titanium
Please refer to Page 35

Spare Parts

Part Number	Description
1	T2GS Head Gasket
2	T2SN Heat Zone Isolator
2a	T2QZSN20 Quartz Heat Zone Isolator
2b	QZR-D20 Special Seal Ring
3	AT1501 T2 Torch Body Air-Cooled
3a	AT1501F T2FX Flexible Torch Body Air-Cooled
4	T2LBC Large Back Cap
5	T2MBC Medium Back Cap
6	T2SBC Small Back Cap
*7	ATER1MS Momentary Switch Kit
8	ATERH100 Arc Handle Kit
9	ATPB2.6x8PB Screw Pack
10	ATERSWL4 Trigger Lead 12.5ft
	ATERSWL8 Trigger Lead 25ft
11	ATHS18MM-90 Heat Shrink Tube
12	ATERKJ200 Knuckle Joint
13	ATERLC200-08 Leather Cover x 0.8mt
14	ATERJK200 Joint Repair Kit
15	ATERNCM-32 Neoprene Cover Assembly x 3.2m/10.5ft
	ATERNCM-72 Neoprene Cover Assembly x 7.2m/23.7ft

Part Number	Description
16	ATERCO150-40 Sheath x 12.5ft Inc Leather Cover
	ATERCO150-80 Sheath x 25ft Inc Leather Cover
17	ATSLH26-S Cable Support Large
18	ATSLH26-C Surelok™ Housing Cover
19	ATSLH26-H Surelok™ Housing Large
20	AT2120-4M-OB Power Cable x 12.5ft Surelok™ O/B Rubber
	AT2120-8M-OB Power Cable x 25ft Surelok™ O/B Rubber
21	ATSL3550 Surelok™ Body & Support
22	ATNSLOB-1-QGS# Gas Supply Hose O/B
23	AT-SP Spanner

*Note: 7 – For information on alternative switch modules please refer to Page 16.

Gas supply hoses are specified by utilizing the part number and a termination suffix from the gas supply hose table on Page 14.

Example: ATNSLOB01-QGS1

Gas Supply Hose Rapid Fit c/w 3/8"BSP

T3 / T3FX Air-Cooled Tig Welding Torch

Ratings:	T3: 240A DC, 170A AC @35% duty cycle. 1.0 to 4.8mm Electrode T3FX: 220A DC, 155A AC @35% duty cycle. 1.0 to 4.8mm Electrode
----------	--

The World's most powerful Air-Cooled Tig torch.

The T3 has 35% more power than a WP26 from the same size footprint and is suitable for AC processes normally requiring Liquid-Cooled torches

ARC T HIGH PERFORMANCE TIG TORCH PACKAGES

Arc Tig Torches are supplied with a momentary switch and Surelok™ 35-50mm Dinse style termination as standard.

For alternate terminations, gas fittings, and switch options please refer to the Torch Configurators - pages 18-24.



12.5ft
T3-S1-4M-SL-QGS1
T3FX-S1-4M-SL-QGS1

25ft
T3-S1-8M-SL-QGS1
T3FX-S1-8M-SL-QGS1



Wear Parts

A Standard Ceramic Cups

Part Number	Description	Nozzle	Bore Size
T3CC04	Ceramic Cup	#4	6mm - 1/4"
T3CC05	Ceramic Cup	#5	8mm - 5/16"
T3CC06	Ceramic Cup	#6	10mm - 3/8"
T3CC07	Ceramic Cup	#7	11mm - 7/16"
T3CC08	Ceramic Cup	#8	12.5mm - 1/2"
T3CC10	Ceramic Cup	#10	16mm - 5/8"

B Large Gas Lens Ceramic Cups

Part Number	Description	Nozzle	Bore Size
T5LGLCC08	Large Gas Lens Ceramic Cup	#8	12.5mm - 1/2"
T5LGLCC10	Large Gas Lens Ceramic Cup	#10	16mm - 5/8"
T5LGLCC12	Large Gas Lens Ceramic Cup	#12	19mm - 3/4"

C Collet Body

Part Number	Description	Bore Size
T3CB10	Collet Body	1.0mm - 0.04"
T3CB16	Collet Body	1.6mm - 1/16"
T3CB20	Collet Body	2.0mm - 5/64"
T3CB24	Collet Body	2.4mm - 3/32"
T3CB32	Collet Body	3.2mm - 1/8"
T3CB40	Collet Body	4.0mm - 5/32"
T3CB48	Collet Body	4.8mm - 3/16"

D Gas Lens Collet Body

Part Number	Description	Bore Size
T3GL10	Gas Lens Collet Body	1.0mm - 0.04"
T3GL16	Gas Lens Collet Body	1.6mm - 1/16"
T3GL20	Gas Lens Collet Body	2.0mm - 5/64"
T3GL24	Gas Lens Collet Body	2.4mm - 3/32"
T3GL32	Gas Lens Collet Body	3.2mm - 1/8"
T3GL40	Gas Lens Collet Body	4.0mm - 5/32"
T3GL48	Gas Lens Collet Body	4.8mm - 3/16"

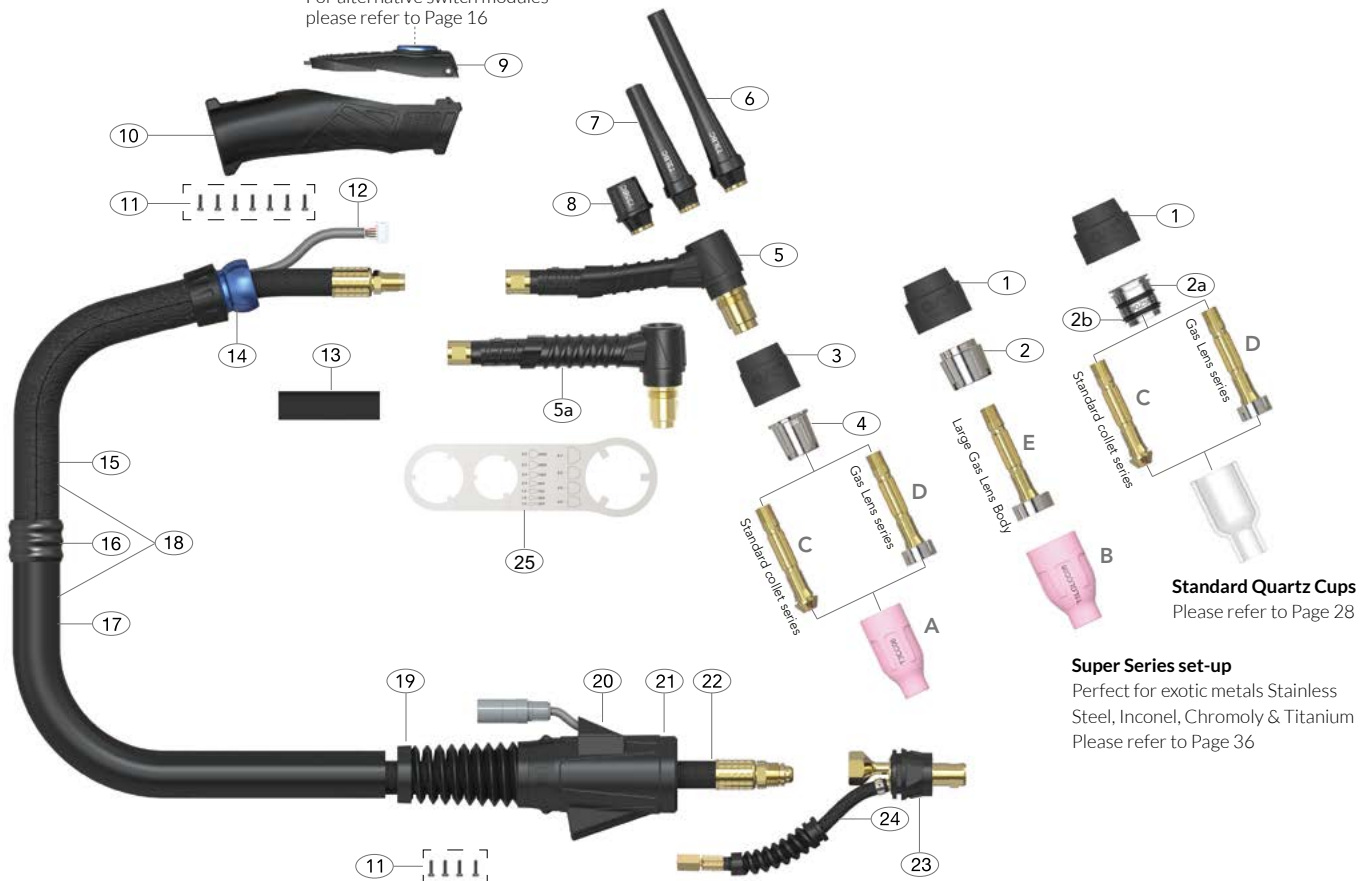
E Large Gas Lens Collet Body

Part Number	Description	Bore Size
T5LGL10	Large Gas Lens Collet Body	1.0mm - 0.04"
T5LGL16	Large Gas Lens Collet Body	1.6mm - 1/16"
T5LGL20	Large Gas Lens Collet Body	2.0mm - 5/64"
T5LGL24	Large Gas Lens Collet Body	2.4mm - 3/32"
T5LGL32	Large Gas Lens Collet Body	3.2mm - 1/8"
T5LGL40	Large Gas Lens Collet Body	4.0mm - 5/32"
T5LGL48	Large Gas Lens Collet Body	4.8mm - 3/16"

To set-up your Arc Tig Torch please add the relevant starter kit.
Please refer to Page 32.

HIGH PERFORMANCE SERIES

For alternative switch modules
please refer to Page 16



Standard Quartz Cups
Please refer to Page 28

Super Series set-up
Perfect for exotic metals Stainless
Steel, Inconel, Chromoly & Titanium
Please refer to Page 36

Spare Parts

Part Number	Description
1 T3LGS	Large Head Gasket
2 T3LSN	Large Heat Zone Isolator
2a T3QZSN23	Quartz Heat Zone Isolator
2b QZR-D23	Special Seal Ring
3 T3GS	Head Gasket
4 T3SN	Heat Zone Isolator
5 AT2601	T3 Torch Body Air-Cooled
5a AT2601F	T3FX Flexible Torch Body Air-Cooled
6 T3LBC	Large Back Cap
7 T3MBC	Medium Back Cap
8 T3SBC	Short Back Cap
*9 ATER1MS	Momentary Switch Kit
10 ATERH200	Arc Handle Kit
11 ATPB2.6x8PB	Screw Pack
12 ATERSWL4	Trigger Lead 12.5ft
ATERSWL8	Trigger Lead 25ft
13 ATHS18MM-90	Heat Shrink Tube
14 ATERKJ200	Knuckle Joint
15 ATERLC200-08	Leather Cover x 0.8mt
16 ATERJK200	Joint Repair Kit
17 ATERNCM-32	Neoprene Cover Assembly x 3.2m/10.5ft
ATERNCM-72	Neoprene Cover Assembly x 7.2m/23.7ft

Part Number	Description
18 ATERCO150-40	Sheath x 12.5ft Inc Leather Cover
ATERCO150-80	Sheath x 25ft Inc Leather Cover
19 ATSLH26-S	Cable Support Large
20 ATSLH26-C	Surelok™ Housing Cover
21 ATSLH26-H	Surelok™ Housing Large
22 AT2620-4M-OB	Power Cable x 12.5ft Surelok™ O/B Rubber
AT2620-8M-OB	Power Cable x 25ft Surelok™ O/B Rubber
23 ATSL3550	Surelok™ Body & Support
24 ATNSLOB-1-QGS#	Gas Supply Hose O/B
25 AT-SP	Spanner

*Note: 9 – For information on alternative switch modules please refer to Page 16.

Gas supply hoses are specified by utilizing the part number and a termination suffix from the gas supply hose table on Page 14.

Example: ATNSLOB01-QGS1

Gas Supply Hose Rapid Fit c/w 3/8" BSP

T3W / T3WFX Liquid-Cooled Tig Welding Torch

Ratings:	T3W: 400A DC, 280A AC @ 100% duty cycle, 1.0 to 4.8mm Electrode
	T3WFX: 400A DC, 280A AC @ 60% duty cycle, 1.0 to 4.8mm Electrode

With a smaller footprint than a WP17, the T3W has more power than a WP18 and is suitable for the majority of Industrial applications and material types

ARC T HIGH PERFORMANCE TIG TORCH PACKAGES

Arc Tig Torches are supplied with a momentary switch and Surelok™ 35-50mm Dinse style termination as standard.

For alternate terminations, gas and water fittings, and switch options please refer to the Torch Configurators - pages 18-24.



12.5ft	25ft
T3W-S1-4M-SL-QWF1-QWR1-QGS1	T3W-S1-4M-SL-QWF1-QWR1-QGS1
T3WFX-S1-4M-SL-QWF1-QWR1-QGS1	T3WFX-S1-4M-SL-QWF1-QWR1-QGS1



Wear Parts

A Standard Ceramic Cups

Part Number	Description	Nozzle	Bore Size
T2CC04	Ceramic Cup	#4	6mm - 1/4"
T2CC05	Ceramic Cup	#5	8mm - 5/16"
T2CC06	Ceramic Cup	#6	10mm - 3/8"
T2CC07	Ceramic Cup	#7	11mm - 7/16"
T2CC08	Ceramic Cup	#8	12.5mm - 1/2"
T2CC10	Ceramic Cup	#10	16mm - 5/8"

B Standard Quartz Cups

Part Number	Description	Nozzle	Bore Size
T2QZ06	Standard Quartz Cup	#6	10mm - 3/8"
T2QZ08	Standard Quartz Cup	#8	12mm - 1/2"
T2QZ10	Standard Quartz Cup	#10	15mm - 5/8"

C Collet Body

Part Number	Description	Bore Size
T2CB10	Collet Body	1.0mm - 0.04"
T2CB16	Collet Body	1.6mm - 1/16"
T2CB20	Collet Body	2.0mm - 5/64"
T2CB24	Collet Body	2.4mm - 3/32"
T2CB32	Collet Body	3.2mm - 1/8"
T2CB40	Collet Body	4.0mm - 5/32"

D Gas Lens Collet Body

Part Number	Description	Bore Size
T2GL10	Gas Lens Collet Body	1.0mm - 0.04"
T2GL16	Gas Lens Collet Body	1.6mm - 1/16"
T2GL20	Gas Lens Collet Body	2.0mm - 5/64"
T2GL24	Gas Lens Collet Body	2.4mm - 3/32"
T2GL32	Gas Lens Collet Body	3.2mm - 1/8"
T2GL40	Gas Lens Collet Body	4.0mm - 5/32"

To set-up your Arc Tig Torch please add the relevant starter kit.

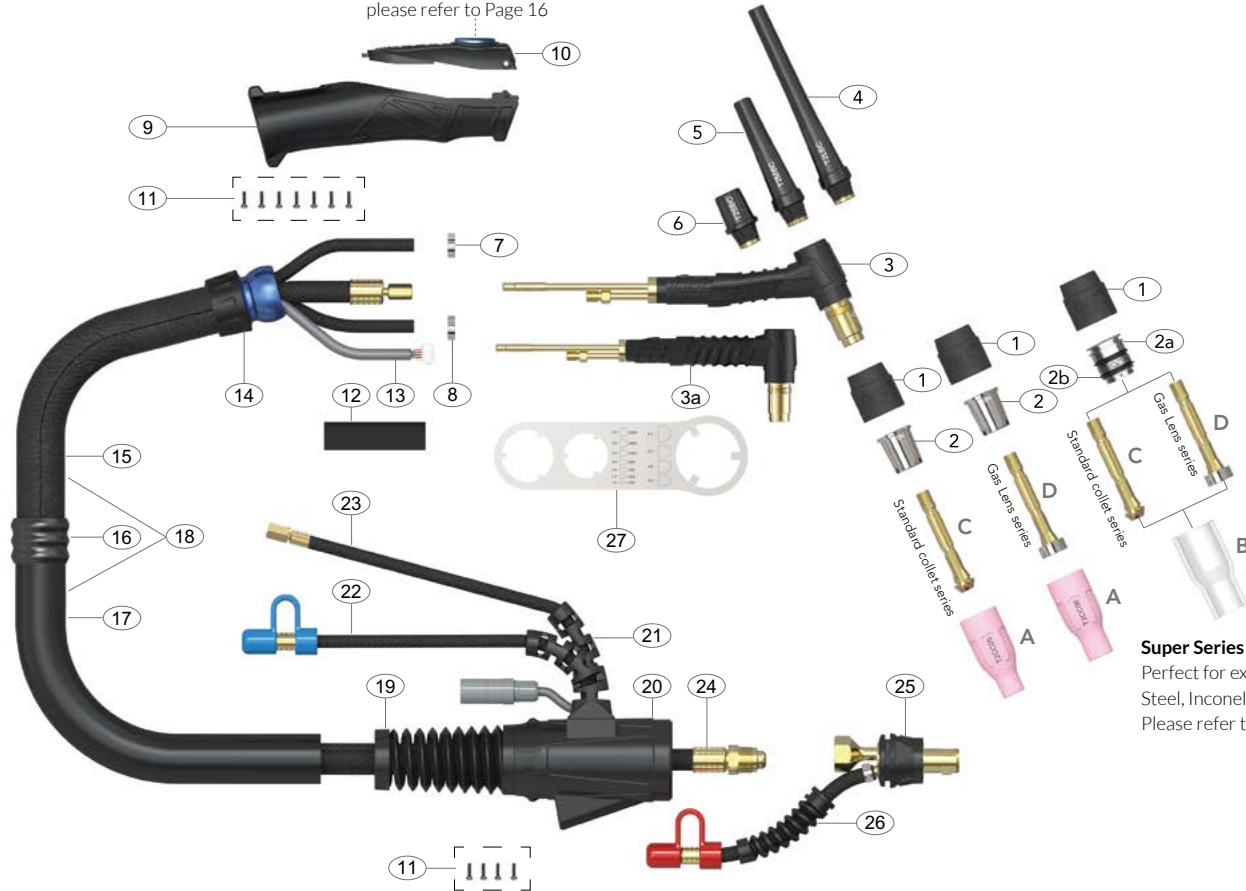
Please refer to Page 32.

HIGH PERFORMANCE SERIES



LIBERATE
YOUR WORKDAY

For alternative switch modules
please refer to Page 16



Super Series set-up
Perfect for exotic metals Stainless Steel, Inconel, Chromoly & Titanium
Please refer to Page 35

Spare Parts

Part Number	Description
1 T2GS	Head Gasket
2 T2SN	Heat Zone Isolator
2a T2QZSN20	Quartz Heat Zone Isolator
2b QZR-D20	Special Seal Ring
3 AT4501	T3W/T4W Torch Body Liquid-Cooled
3a AT4501F	T3WFX/T4WFX Flexible Torch Body
4 T2LBC	Long Back Cap
5 T2MBC	Medium Back Cap
6 T2SBC	Short Back Cap
7 ATB5024	Water Hose Clamp 9.5mm
8 ATB5025S	Gas Hose Clamp 8.0mm
9 ATERH100	Arc Handle Kit
*10 ATER1MS	Momentary Switch Kit
11 ATPB2.6x8PB	Screw Pack
12 ATHS22MM-130	Heat Shrink Tube
13 ATERSWL4	Trigger Lead 12.5ft
ATERSWL8	Trigger Lead 25ft
14 ATERKJ200	Knuckle Joint
15 ATERLC200-08	Leather Cover x 0.8mt
16 ATERJK200	Joint Repair Kit
17 ATERNCL-32	Neoprene Cover Assembly x 3.2m/10.5ft
ATERNCL-72	Neoprene Cover Assembly x 7.2m/23.7ft
18 ATERCO200-40	Sheath x 12.5ft Inc Leather Cover
ATERCO200-80	Sheath x 25ft Inc Leather Cover

Part Number	Description
19 ATSLH26-S	Cable Support Large
20 ATSLH26-H	Surelok™ Housing Large
21 ATSLH1820-S	Surelok™ Housing Support
22 AT45V07OB-QWF#	Water Feed Hose x 12.5ft O/B Rubber
AT45V08OB-QWF#	Water Feed Hose x 25ft O/B Rubber
23 ATN45V09OB-QGS#	Gas Supply Hose x 12.5ft O/B Rubber
ATN45V10OB-QGS#	Gas Supply Hose x 25ft O/B Rubber
24 AT3520-4M-OB	Power Cable x 12.5ft Surelok™ O/B Rubber
AT3520-8M-OB	Power Cable x 25ft Surelok™ O/B Rubber
25 ATSL3550	Surelok™ Body & Support
26 ATNSLOB-1-QWR#	Water Return Hose O/B
27 AT-SP	Spanner

*Note:10 - For information on alternative switch modules please refer to Page 16.

Water feed and gas supply hoses are specified by utilizing the part number and a termination suffix from the water feed and gas supply hose table on Page 14.

Example: AT45V07OB-QWF1

Water Feed Hose Rapid Fit x 12.5ft c/w 8.9mm Quick Fit

Example: ATN45V07OB-QGS1

Gas Supply Hose Rapid Fit x 12.5ft c/w 8.9mm Quick Fit

T4W / T4WFX Liquid-Cooled Tig Welding Torch

Ratings:	12.5ft : 450A DC, 315A AC @100% duty cycle. 1.6 to 4.8mm Electrode 25ft : 450A DC, 315A AC @60% duty cycle. 1.6 to 4.8mm Electrode
----------	---

An all-day high performance Tig torch suitable for Industrial level AC processes

ARC T HIGH PERFORMANCE TIG TORCH PACKAGES

Arc Tig Torches are supplied with a momentary switch and Surelok™ 35-50mm Dinse style termination as standard.

For alternate terminations, gas and water fittings, and switch options please refer to the Torch Configurators - pages 18-24.



12.5ft T4W-S1-4M-SL-QWF1-QWR1-QGS1 T4WFX-S1-4M-SL-QWF1-QWR1-QGS1	25ft T4W-S1-8M-SL-QWF1-QWR1-QGS1 T4WFX-S1-8M-SL-QWF1-QWR1-QGS1
---	---



Wear Parts

A Standard Ceramic Cups

Part Number	Description	Nozzle	Bore Size
T2CC04	Ceramic Cup	#4	6mm - 1/4"
T2CC05	Ceramic Cup	#5	8mm - 5/16"
T2CC06	Ceramic Cup	#6	10mm - 3/8"
T2CC07	Ceramic Cup	#7	11mm - 7/16"
T2CC08	Ceramic Cup	#8	12.5mm - 1/2"
T2CC10	Ceramic Cup	#10	16mm - 5/8"

B Standard Quartz Cups

Part Number	Description	Nozzle	Bore Size
T2QZ06	Standard Quartz Cup	#6	10mm - 3/8"
T2QZ08	Standard Quartz Cup	#8	12mm - 1/2"
T2QZ10	Standard Quartz Cup	#10	15mm - 5/8"

C Collet Body

Part Number	Description	Bore Size
T2CB10	Collet Body	1.0mm - 0.04"
T2CB16	Collet Body	1.6mm - 1/16"
T2CB20	Collet Body	2.0mm - 5/64"
T2CB24	Collet Body	2.4mm - 3/32"
T2CB32	Collet Body	3.2mm - 1/8"
T2CB40	Collet Body	4.0mm - 5/32"

D Gas Lens Collet Body

Part Number	Description	Bore Size
T2GL10	Gas Lens Collet Body	1.0mm - 0.04"
T2GL16	Gas Lens Collet Body	1.6mm - 1/16"
T2GL20	Gas Lens Collet Body	2.0mm - 5/64"
T2GL24	Gas Lens Collet Body	2.4mm - 3/32"
T2GL32	Gas Lens Collet Body	3.2mm - 1/8"
T2GL40	Gas Lens Collet Body	4.0mm - 5/32"

To set-up your Arc Tig Torch please add the relevant starter kit.

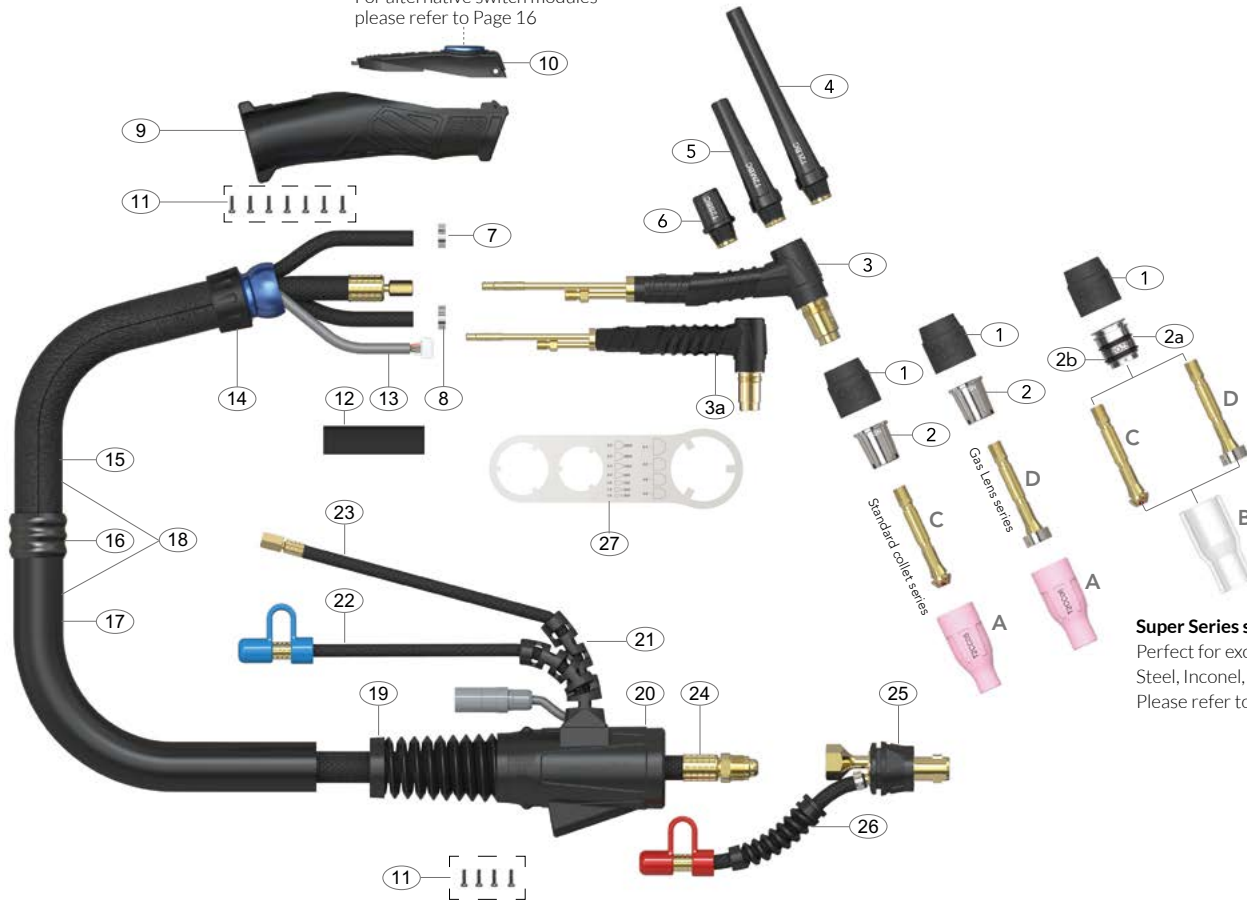
Please refer to Page 32.

HIGH PERFORMANCE SERIES



LIBERATE
YOUR WORKDAY

For alternative switch modules
please refer to Page 16



Super Series set-up
Perfect for exotic metals Stainless Steel, Inconel, Chromoly & Titanium
Please refer to Page 35

Spare Parts

Part Number	Description
1 T2GS	Head Gasket
2 T2SN	Heat Zone Isolator
2a T2QZSN20	Quartz Heat Zone Isolator
3 AT4501	T3W/T4W Torch Body Liquid-Cooled
3a AT4501F	T3WFX/T4WFX Flexible Torch Body
4 T2LBC	Long Back Cap
5 T2MBC	Medium Back Cap
6 T2SBC	Short Back Cap
7 ATB5024	Water Hose Clamp 9.5mm
8 ATB5025S	Gas Hose Clamp 8.0mm
9 ATERH200	Arc Handle Kit
*10 ATER1MS	Momentary Switch Kit
11 ATPB2.6x8PB	Screw Pack
12 ATHS22MM-130	Heat Shrink Tube
13 ATERSWL4	Trigger Lead 12.5ft
ATERSWL8	Trigger Lead 25ft
14 ATERKJ200	Knuckle Joint
15 ATERLC200-08	Leather Cover x 0.8mt
16 ATERJK200	Joint Repair Kit
17 ATERNCL-32	Neoprene Cover Assembly x 3.2m/10.5ft
ATERNCL-72	Neoprene Cover Assembly x 7.2m/23.7ft
18 ATERCO200-40	Sheath x 12.5ft Inc Leather Cover
ATERCO200-80	Sheath x 25ft Inc Leather Cover

Part Number	Description
19 ATSLH26-S	Cable Support Large
20 ATSLH26-H	Surelok™ Housing Large
21 ATSLH1820-S	Surelok™ Housing Support
22 AT45V07OB-QWF#	Water Feed Hose x 12.5ft O/B Rubber
AT45V08OB-QWF#	Water Feed Hose x 25ft O/B Rubber
23 ATN45V09OB-QGS#	Gas Supply Hose x 12.5ft O/B Rubber
ATN45V10OB-QGS#	Gas Supply Hose x 25ft O/B Rubber
24 AT4520-4M-OB	Power Cable x 12.5ft Surelok™ O/B Rubber
AT4520-8M-OB	Power Cable x 25ft Surelok™ O/B Rubber
25 ATSL3550	Surelok™ Body & Support
26 ATNSLOB-1-QWR#	Water Return Hose O/B
27 AT-SP	Spanner

*Note: 10 – For information on alternative switch modules please refer to Page 16.

Water feed and gas supply hoses are specified by utilizing the part number and a termination suffix from the water feed and gas supply hose table on Page 14.

Example: AT45V07OB-QWF1

Water Feed Hose Rapid Fit x 12.5ft c/w 8.9mm Quick Fit

Example: ATN45V07OB-QGS1

Gas Supply Hose Rapid Fit x 12.5ft c/w 8.9mm Quick Fit

T5W / T5WFX Liquid-Cooled Tig Welding Torch

Ratings:	12.5ft : 550A DC, 385A AC @100% duty cycle. 1.6 to 6.4mm Electrode 25ft : 550A DC, 385A AC @60% duty cycle. 1.6 to 6.4mm Electrode
----------	---

The World's most powerful Tig torch for the most demanding performance applications

ARC T HIGH PERFORMANCE TIG TORCH PACKAGES

Arc Tig Torches are supplied with a momentary switch and Surelok™ 35-50mm Dinse style termination as standard.

For alternate terminations, gas and water fittings, and switch options please refer to the Torch Configurators - pages 18-24.



12.5ft T5W-S1-4M-SL-QWF1-QWR1-QGS1 T5WFX-S1-4M-SL-QWF1-QWR1-QGS1	25ft T5W-S1-8M-SL-QWF1-QWR1-QGS1 T5WFX-S1-8M-SL-QWF1-QWR1-QGS1
---	---

Wear Parts

A Standard Ceramic Cups

Part Number	Description	Nozzle	Bore Size
T3CC04	Ceramic Cup	#4	6mm - 1/4"
T3CC05	Ceramic Cup	#5	8mm - 5/16"
T3CC06	Ceramic Cup	#6	10mm - 3/8"
T3CC07	Ceramic Cup	#7	11mm - 7/16"
T3CC08	Ceramic Cup	#8	12.5mm - 1/2"
T3CC10	Ceramic Cup	#10	16mm - 5/8"
T3CC12	Ceramic Cup	#12	19mm 3/4"

B Large Gas Lens Ceramic Cups

Part Number	Description	Nozzle	Bore Size
T5LGLCC08	Large Gas Lens Ceramic Cup	#8	12.5mm - 1/2"
T5LGLCC10	Large Gas Lens Ceramic Cup	#10	16mm - 5/8"
T5LGLCC12	Large Gas Lens Ceramic Cup	#12	19mm - 3/4"
T5LGLCC14	Large Gas Lens Ceramic Cup	#14	24mm 15/16"

C Collet Body

Part Number	Description	Bore Size
T3CB16	Collet Body	1.6mm - 1/16"
T3CB20	Collet Body	2.0mm - 5/64"
T3CB24	Collet Body	2.4mm - 3/32"
T3CB32	Collet Body	3.2mm - 1/8"
T3CB40	Collet Body	4.0mm - 5/32"
T3CB48	Collet Body	4.8mm - 3/16"
T3CB64	Collet Body	6.4mm - 1/4"

D Gas Lens Collet Body

Part Number	Description	Bore Size
T3GL16	Gas Lens Collet Body	1.6mm - 1/16"
T3GL20	Gas Lens Collet Body	2.0mm - 5/64"
T3GL24	Gas Lens Collet Body	2.4mm - 3/32"
T3GL32	Gas Lens Collet Body	3.2mm - 1/8"
T3GL40	Gas Lens Collet Body	4.0mm - 5/32"
T3GL48	Gas Lens Collet Body	4.8mm - 3/16"
T3GL64	Gas Lens Collet Body	6.4mm 1/4"

E Large Gas Lens Collet Body

Part Number	Description	Bore Size
T5LGL16	Large Gas Lens Collet Body	1.6mm - 1/16"
T5LGL20	Large Gas Lens Collet Body	2.0mm - 5/64"
T5LGL24	Large Gas Lens Collet Body	2.4mm - 3/32"
T5LGL32	Large Gas Lens Collet Body	3.2mm - 1/8"
T5LGL40	Large Gas Lens Collet Body	4.0mm - 5/32"
T5LGL48	Large Gas Lens Collet Body	4.8mm - 3/16"
T5LGL64	Large Gas Lens Collet Body	6.4mm - 1/4"


To set-up your Arc Tig Torch please add the relevant starter kit.
Please refer to Page 32.

HIGH PERFORMANCE SERIES



LIBERATE
YOUR WORKDAY

For alternative switch modules
please refer to Page 16



Standard Quartz Cups
Please refer to Page 28

Super Series set-up
Perfect for exotic metals Stainless
Steel, Inconel, Chromoly & Titanium
Please refer to Page 36

Spare Parts

Part Number	Description	Part Number	Description
1 T3LGS	Large Head Gasket	21 ATSLH26-S	Cable Support Large
2 T3LSN	Large Heat Zone Isolator	22 ATSLH26-H	Surelok™ Housing Large
2a T3QZSN23	Quartz Heat Zone Isolator	23 ATSLH1820-S	Surelok™ Housing Support
2b QZR-D23	Special Seal Ring	24 AT45V07OB-QWF#	Water Feed Hose x 12.5ft O/B Rubber
3 T3GS	Head Gasket	AT45V08OB-QWF#	Water Feed Hose x 25ft O/B Rubber
4 T3SN	Heat Zone Isolator	25 ATN45V09OB-QGS#	Gas Supply Hose x 12.5ft O/B Rubber
5 AT5501	T5W Torch Body Liquid-Cooled	ATN45V10OB-QGS#	Gas Supply Hose x 25ft O/B Rubber
5a AT5501F	T5W/T5WFX Flexible Torch Body	26 AT5520-4M-OB	Power Cable x 12.5ft Surelok™ O/B Rubber
6 T3LBC	Long Back Cap	AT5520-8M-OB	Power Cable x 25ft Surelok™ O/B Rubber
7 T3MBC	Medium Back Cap	27 ATSL3550	Surelok™ Body & Support
8 T3SBC	Short Back Cap	28 ATNSLOB-1-QWR#	Water Return Hose O/B
9 ATB5024	Water Hose Clamp 9.5mm	29 AT-SP	Spanner
10 ATB5025S	Gas Hose Clamp 8.0mm		
11 ATERH200	Arc Handle Kit		
*12 ATER1MS	Momentary Switch Kit		
13 ATPB2.6x8PB	Screw Pack		
14 ATHS22MM-130	Heat Shrink Tube		
15 ATERSWL4	Trigger Lead 12.5ft		
ATERSWL8	Trigger Lead 25ft		
16 ATERKJ200	Knuckle Joint		
17 ATERLC200-08	Leather Cover x 0.8mt		
18 ATERJK200	Joint Repair Kit		
19 ATERNCL-32	Neoprene Cover Assembly x 3.2m/10.5ft		
ATERNCL-72	Neoprene Cover Assembly x 7.2m/23.7ft		
20 ATERCO200-40	Sheath x 12.5ft Inc Leather Cover		
ATERCO200-80	Sheath x 25ft Inc Leather Cover		

*Note: 12 – For information on alternative switch modules please refer to Page 16.

Water feed and gas supply hoses are specified by utilizing the part number and a termination suffix from the water feed and gas supply hose table on Page 14.

Example: AT45V07OB-QWF1

Water Feed Hose Rapid Fit x 12.5ft c/w 8.9mm Quick Fit

Example: ATN45V07OB-QGS1

Gas Supply Hose Rapid Fit x 12.5ft c/w 8.9mm Quick Fit

ARC T RAPID FIT CONNECTION SYSTEM

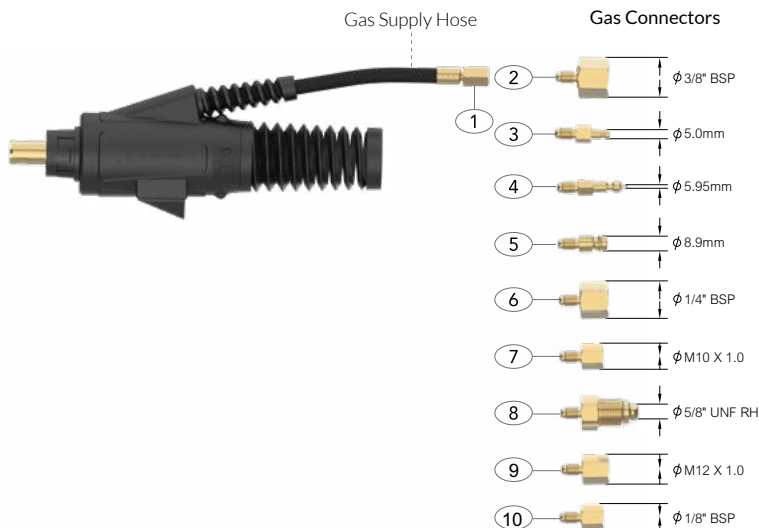


LIBERATE
YOUR WORKDAY

A new flexible system of quickly changing Gas and Liquid supply hoses at Point of Sale.

- Removes the necessity to cut and re-crimp terminations
- All terminations interchange on a common hose connector
- All terminations can be removed and recoupled with a standard spanner and Allen key

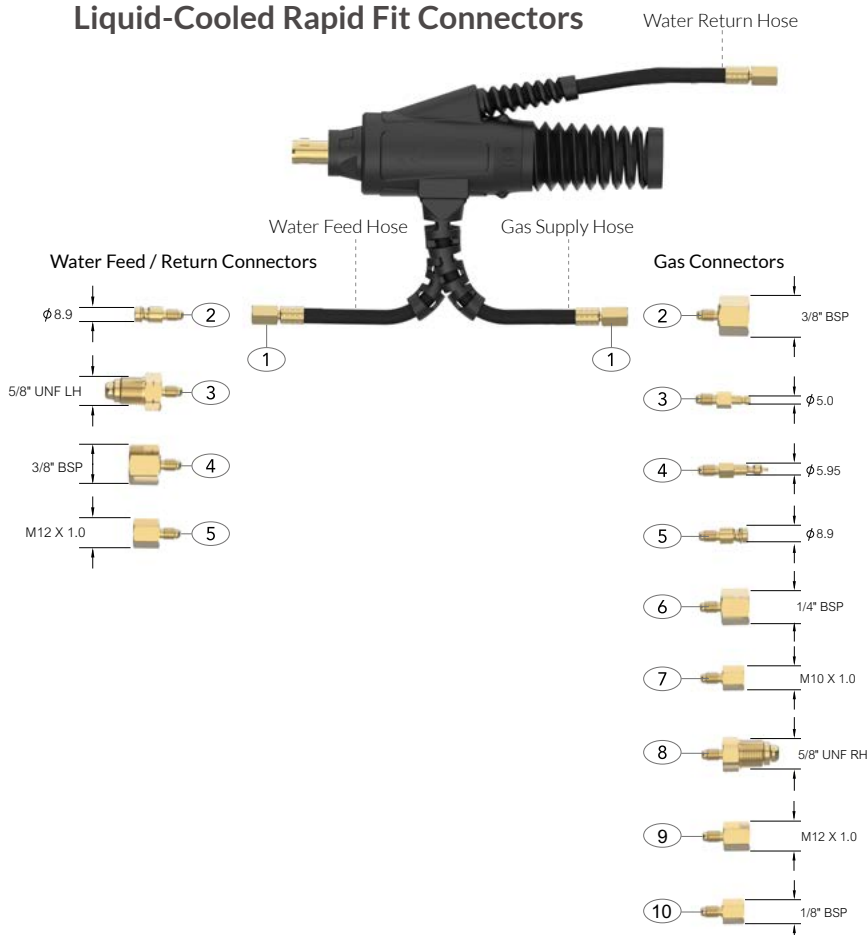
Air-Cooled Rapid Fit Connectors



Gas Supply Hose - Rapid Fit

Part No.	Description
1 QGS0	Open
2 QGS1	Gas Supply Hose c/w 3/8" BSP
3 QGS2	Gas Supply Hose c/w 5.0mm Quick Fit
4 QGS3	Gas Supply Hose c/w 5.95mm Quick Fit
5 QGS4	Gas Supply Hose c/w 8.9mm Quick Fit
6 QGS5	Gas Supply Hose c/w 1/4" BSP
7 QGS6	Gas Supply Hose c/w M10 x 1.0
8 QGS7	Gas Supply Hose c/w 5/8" UNF RH
9 QGS8	Gas Supply Hose c/w M12 x 1.0
10 QGS9	Gas Supply Hose c/w 1/8" BSP

Liquid-Cooled Rapid Fit Connectors



Water Feed Hose - Rapid Fit

Part No.	Description
1 QWF0	Open
2 QWF1	Water Feed Hose c/w 8.9mm Quick Fit
3 QWF2	Water Feed Hose c/w 5/8" UNF LH
4 QWF3	Water Feed Hose c/w 3/8" BSP
5 QWF4	Water Feed Hose c/w M12 x 1.0

Water Return Hose - Rapid Fit

Part No.	Description
1 QWR0	Open
2 QWR1	Water Return Hose c/w 8.9mm Quick Fit
3 QWR2	Water Return Hose c/w 5/8" UNF LH
4 QWR3	Water Return Hose c/w 3/8" BSP
5 QWR4	Water Return Hose c/w M12 x 1.0

Gas Supply Hose - Rapid Fit

Part No.	Description
1 QGS0	Open
2 QGS1	Gas Supply Hose c/w 3/8" BSP
3 QGS2	Gas Supply Hose c/w 5.0mm Quick Fit
4 QGS3	Gas Supply Hose c/w 5.95mm Quick Fit
5 QGS4	Gas Supply Hose c/w 8.9mm Quick Fit
6 QGS5	Gas Supply Hose c/w 1/4" BSP
7 QGS6	Gas Supply Hose c/w M10 x 1.0
8 QGS7	Gas Supply Hose c/w 5/8" UNF RH
9 QGS8	Gas Supply Hose c/w M12 x 1.0
10 QGS9	Gas Supply Hose c/w 1/8" BSP

ARC T RAPID FIT REFERENCE TABLE



LIBERATE
YOUR WORKDAY

Gas Supply Hose - Rapid Fit

Part No.	Description	Surelok Air-Cooled	Surelok Liquid-Cooled	Surelok GT Air-Cooled	Surelok GT Liquid-Cooled	Surelok QD Air-Cooled	Surelok QD Liquid-Cooled	Surelok QD 5 Liquid-Cooled
1 QGS0	Open	●	●	○	○	○	●	○
2 QGS1	Gas Supply Hose c/w 3/8" BSP	●	●	○	○	○	●	○
3 QGS2	Gas Supply Hose c/w 5.0mm Quick Fit	●	●	○	○	○	●	○
4 QGS3	Gas Supply Hose c/w 5.95mm Quick Fit	●	●	○	○	○	●	○
5 QGS4	Gas Supply Hose c/w 8.9mm Quick Fit	●	●	○	○	○	●	○
6 QGS5	Gas Supply Hose c/w 1/4" BSP	●	●	○	○	○	●	○
7 QGS6	Gas Supply Hose c/w M10 x 1.0	●	●	○	○	○	●	○
8 QGS7	Gas Supply Hose c/w 5/8" UNF RH	●	●	○	○	○	●	○
9 QGS8	Gas Supply Hose c/w M12 x 1.0	●	●	○	○	○	●	○
10 QGS9	Gas Supply Hose c/w 1/8" BSP	●	●	○	○	○	●	○

Water Feed Hose - Rapid Fit

Part No.	Description	Surelok Air-Cooled	Surelok Liquid-Cooled	Surelok GT Air-Cooled	Surelok GT Liquid-Cooled	Surelok QD Air-Cooled	Surelok QD Liquid-Cooled	Surelok QD 5 Liquid-Cooled
1 QWF0	Open	○	●	○	●	○	●	●
2 QWF1	Water Feed Hose c/w 8.9mm Quick Fit	○	●	○	●	○	●	●
3 QWF2	Water Feed Hose c/w 5/8" UNF LH	○	●	○	●	○	●	●
4 QWF3	Water Feed Hose c/w 3/8" BSP	○	●	○	●	○	●	●
5 QWF4	Water Feed Hose c/w M12 x 1.0	○	●	○	●	○	●	●

Water Return - Rapid Fit

Part No.	Description	Surelok Air-Cooled	Surelok Liquid-Cooled	Surelok GT Air-Cooled	Surelok GT Liquid-Cooled	Surelok QD Air-Cooled	Surelok QD Liquid-Cooled	Surelok QD 5 Liquid-Cooled
1 QWR0	Open	○	●	○	●	○	○	●
2 QWR1	Water Return Hose c/w 8.9mm Quick Fit	○	●	○	●	○	○	●
3 QWR2	Water Return Hose c/w 5/8" UNF LH	○	●	○	●	○	○	●
4 QWR3	Water Return Hose c/w 3/8" BSP	○	●	○	●	○	○	●
5 QWR4	Water Return Hose c/w M12 x 1.0	○	●	○	●	○	○	●

● Denotes applicable model

SWITCH MODULES

Arc T torch packages are supplied with a momentary switch as standard.

- All modules 'plug and play'
- All switch options interchange across the range
- All replacement switch kits include switch modules and housings.



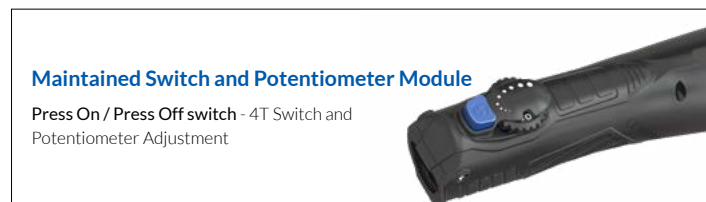
Code	Part Number	Description
S1	ATER1MS	Momentary Kit



Code	Part Number	Description
S3	ATER3MS	3 Button Momentary Kit



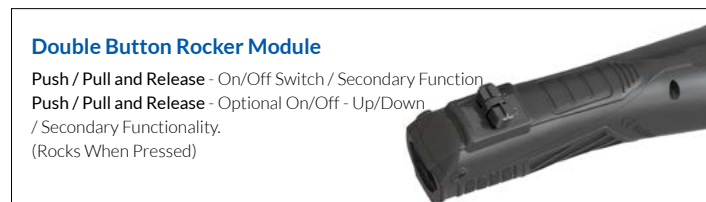
Code	Part Number	Description
1KH	ATER1MS-1H	Momentary Kit+1K Horizontal Pot
2KH	ATER1MS-5H	Momentary Kit+5K Horizontal Pot
3KH	ATER1MS-10H	Momentary Kit+10K Horizontal Pot
4KH	ATER1MS-25H	Momentary Kit+25K Horizontal Pot



Code	Part Number	Description
1TH	ATER1MT-1H	Maintained Kit+1K Horizontal Pot
2TH	ATER1MT-5H	Maintained Kit+5K Horizontal Pot
3TH	ATER1MT-10H	Maintained Kit+10K Horizontal Pot
4TH	ATER1MT-25H	Maintained Kit+25K Horizontal Pot



Code	Part Number	Description
RK2	ATRK2	Single Button Rocker Switch Kit




Code	Part Number	Description
RK4	ATRK4	Double Button Rocker Module



Code	Part Number	Description
DM3	ATDM3	Digital Control Module

*Digital signalling requires software systems integration in collaboration with equipment manufacturers.



Code	Part Number	Description
ATP0	ATERCPN	Blank



Code	Part Number	Description
ATP1	ATERCP11	7 Pin Uniarc Quick Fit



Code	Part Number	Description
ATP2	ATERCP9	5 Pin Tuchel Plug Quick Fit



Code	Part Number	Description
ATP3	ATXS12-J3P	3 Pin XS12 Series Plug Quick Fit



Code	Part Number	Description
ATP4	ATERCP6-5	5 Pin Amphenol Plug Quick Fit



Code	Part Number	Description
ATP5	ATERCP3	6 Pin Amphenol Plug Quick Fit



Code	Part Number	Description
ATP6	ATWS16J7TQ	7 Pin WS16 Series Plug Quick Fit




Code	Part Number	Description
ATP7	ATERCP4	14 Pin Amphenol Plug Quick Fit



Code	Part Number	Description
ATP8	ATSP2110-P9	9 Pin SP21 Series Plug Quick Fit



Code	Part Number	Description
ATP9	ATWS16J5TQ	5 Pin WS16 Series Plug Quick Fit

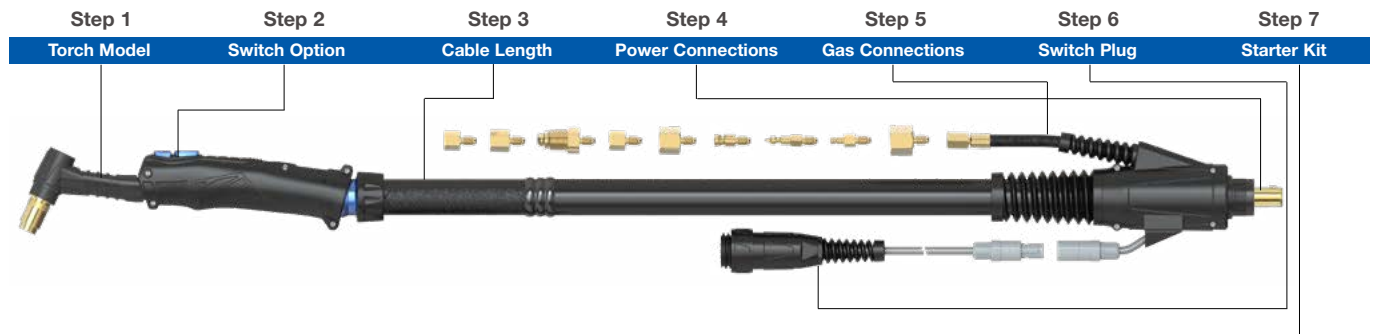


Code	Part Number	Description
ATP10	ATERCP8	9 Pin Tuchel Plug Quick Fit



Code	Part Number	Description
ATP15	AT16S-1PZ	7 Pin Amphenol Plug Quick Fit

Surelok™ Air-Cooled Terminations



How to Order:

To order your Arc Tig Torch please follow the simple 7 stage process below:

1. Select the torch model
2. Select the switch option
3. Select the length of cable
4. Select the power connection
5. Select the rapid fit gas connection
6. Select the quick fit switch plug
7. Select the starter kit



Example:

T2-S1-4M-SL-QGS5-ATP1/SCB1

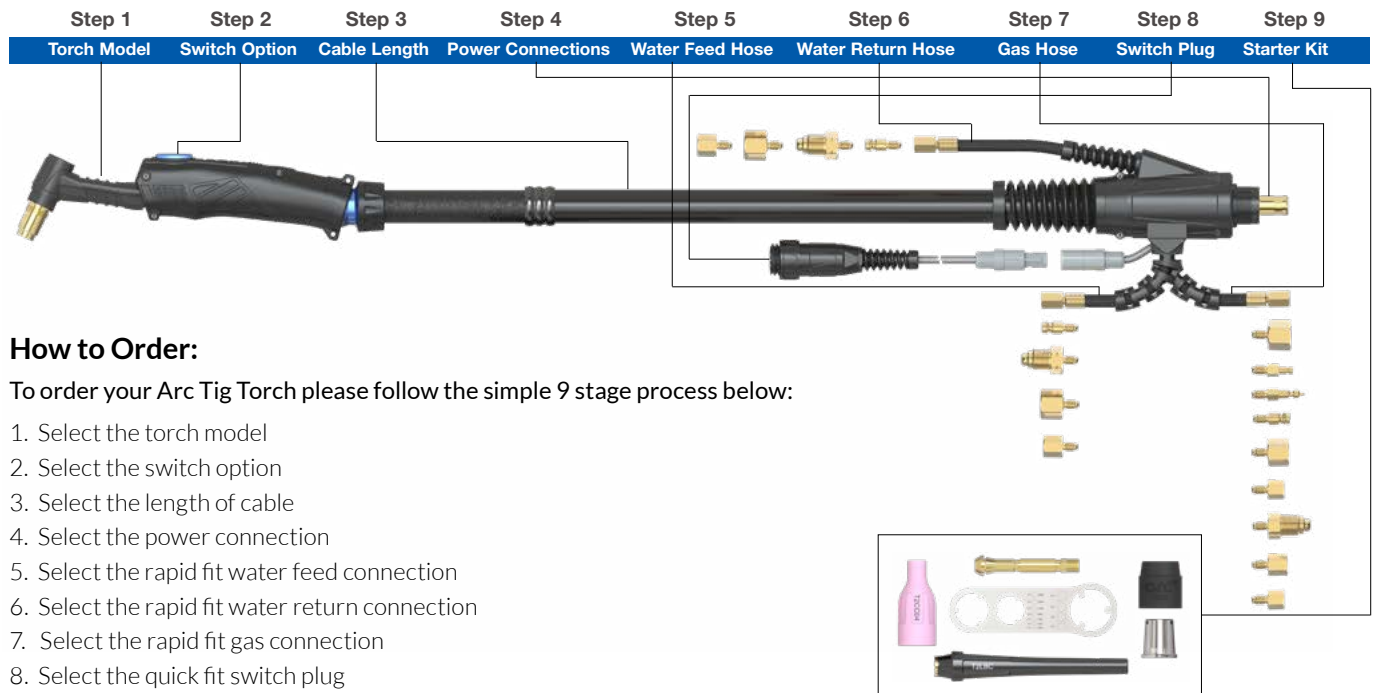
T2 Arc Tig Torch x 12.5ft with momentary switch, large Dinse Air-Cooled Surelok™ style 1/4" BSP Gas and 7 pin quick fit switch plug with small collet body starter kit 1.0mm-0.04".

Step 1		Step 2		Step 3		Step 4		Step 5		Step 6		Step 7																																																																																															
Torch Model		Switch Option		Cable Length		Power Connections		Gas Connections		Switch Plug		Starter Kit																																																																																															
<table><tr><th>Code</th><th>Description</th></tr><tr><td colspan="2">Air-Cooled</td></tr><tr><td>T2</td><td>190A DC</td></tr><tr><td>T2FX</td><td>180A DC Flex</td></tr><tr><td>T3</td><td>240A DC</td></tr><tr><td>T3FX</td><td>220A DC Flex</td></tr></table>		Code	Description	Air-Cooled		T2	190A DC	T2FX	180A DC Flex	T3	240A DC	T3FX	220A DC Flex	<table><tr><th>Code</th><th>Description</th></tr><tr><td>S1</td><td>Momentary Kit</td></tr><tr><td>S3</td><td>3 Button Momentary Kit</td></tr><tr><td>1KH</td><td>1 Button Momentary+1k Pot</td></tr><tr><td>2KH</td><td>1 Button Momentary+5k Pot</td></tr><tr><td>3KH</td><td>1 Button Momentary+10k Pot</td></tr><tr><td>4KH</td><td>1 Button Momentary+25k Pot</td></tr><tr><td>1TH</td><td>Maintained Switch+1k Pot</td></tr><tr><td>2TH</td><td>Maintained Switch+5k Pot</td></tr><tr><td>3TH</td><td>Maintained Switch+10k Pot</td></tr><tr><td>4TH</td><td>Maintained Switch+25k Pot</td></tr><tr><td>RK2</td><td>2 Button Rocker Switch Kit</td></tr><tr><td>RK4</td><td>4 Button Rocker Switch Kit</td></tr><tr><td>*DM3</td><td>Digital Control Module</td></tr></table>		Code	Description	S1	Momentary Kit	S3	3 Button Momentary Kit	1KH	1 Button Momentary+1k Pot	2KH	1 Button Momentary+5k Pot	3KH	1 Button Momentary+10k Pot	4KH	1 Button Momentary+25k Pot	1TH	Maintained Switch+1k Pot	2TH	Maintained Switch+5k Pot	3TH	Maintained Switch+10k Pot	4TH	Maintained Switch+25k Pot	RK2	2 Button Rocker Switch Kit	RK4	4 Button Rocker Switch Kit	*DM3	Digital Control Module	<table><tr><th>Code</th><th>Description</th></tr><tr><td>4m</td><td>12.5ft Cable</td></tr><tr><td>8m</td><td>25ft Cable</td></tr></table> <p>Power Connections</p> <table><tr><th>Code</th><th>Description</th></tr><tr><td>SL1625</td><td>Small Dinse Surelok™ Style</td></tr><tr><td>SL</td><td>Large Dinse Surelok™ Style</td></tr></table> <p># Gas Supply Hose - Rapid Fit</p> <table><tr><th>Code</th><th>Description</th></tr><tr><td>QGS0</td><td>Open</td></tr><tr><td>QGS1</td><td>Gas Supply Hose c/w 3/8" BSP</td></tr><tr><td>QGS2</td><td>Gas Supply Hose c/w 5.0mm Quick Fit</td></tr><tr><td>QGS3</td><td>Gas Supply Hose c/w 5.95mm Quick Fit</td></tr><tr><td>QGS4</td><td>Gas Supply Hose c/w 8.9mm Quick Fit</td></tr><tr><td>QGS5</td><td>Gas Supply Hose c/w 1/4" BSP</td></tr><tr><td>QGS6</td><td>Gas Supply Hose c/w M10 x 1.0</td></tr><tr><td>QGS7</td><td>Gas Supply Hose c/w 5/8" UNF RH</td></tr><tr><td>QGS8</td><td>Gas Supply Hose c/w M12 x 1.0</td></tr><tr><td>QGS9</td><td>Gas Supply Hose c/w 1/8" BSP</td></tr></table>		Code	Description	4m	12.5ft Cable	8m	25ft Cable	Code	Description	SL1625	Small Dinse Surelok™ Style	SL	Large Dinse Surelok™ Style	Code	Description	QGS0	Open	QGS1	Gas Supply Hose c/w 3/8" BSP	QGS2	Gas Supply Hose c/w 5.0mm Quick Fit	QGS3	Gas Supply Hose c/w 5.95mm Quick Fit	QGS4	Gas Supply Hose c/w 8.9mm Quick Fit	QGS5	Gas Supply Hose c/w 1/4" BSP	QGS6	Gas Supply Hose c/w M10 x 1.0	QGS7	Gas Supply Hose c/w 5/8" UNF RH	QGS8	Gas Supply Hose c/w M12 x 1.0	QGS9	Gas Supply Hose c/w 1/8" BSP	<table><tr><th>Code</th><th>Description</th></tr><tr><td>ATP0</td><td>Blank</td></tr><tr><td>ATP1</td><td>7 Pin Uniarc Quick Fit</td></tr><tr><td>ATP2</td><td>5 Pin Tuchel Plug Quick Fit</td></tr><tr><td>ATP3</td><td>3 Pin XS12 Series Plug Quick Fit</td></tr><tr><td>ATP4</td><td>5 Pin Amphenol Plug Quick Fit</td></tr><tr><td>ATP5</td><td>6 Pin Amphenol Plug Quick Fit</td></tr><tr><td>ATP6</td><td>7 Pin WS16 Series Plug Quick Fit</td></tr><tr><td>ATP7</td><td>14 Pin Amphenol Plug Quick Fit</td></tr><tr><td>ATP8</td><td>9 Pin SP21 Series Plug Quick Fit</td></tr><tr><td>ATP9</td><td>5 Pin WS16 Series Plug Quick Fit</td></tr><tr><td>ATP10</td><td>9 Pin Tuchel Plug Quick Fit</td></tr><tr><td>ATP15</td><td>7 Pin Amphenol Plug Quick Fit</td></tr></table> <p>Starter Kit</p> <p>Please refer to Page 32 for starter kits</p>		Code	Description	ATP0	Blank	ATP1	7 Pin Uniarc Quick Fit	ATP2	5 Pin Tuchel Plug Quick Fit	ATP3	3 Pin XS12 Series Plug Quick Fit	ATP4	5 Pin Amphenol Plug Quick Fit	ATP5	6 Pin Amphenol Plug Quick Fit	ATP6	7 Pin WS16 Series Plug Quick Fit	ATP7	14 Pin Amphenol Plug Quick Fit	ATP8	9 Pin SP21 Series Plug Quick Fit	ATP9	5 Pin WS16 Series Plug Quick Fit	ATP10	9 Pin Tuchel Plug Quick Fit	ATP15	7 Pin Amphenol Plug Quick Fit
Code	Description																																																																																																										
Air-Cooled																																																																																																											
T2	190A DC																																																																																																										
T2FX	180A DC Flex																																																																																																										
T3	240A DC																																																																																																										
T3FX	220A DC Flex																																																																																																										
Code	Description																																																																																																										
S1	Momentary Kit																																																																																																										
S3	3 Button Momentary Kit																																																																																																										
1KH	1 Button Momentary+1k Pot																																																																																																										
2KH	1 Button Momentary+5k Pot																																																																																																										
3KH	1 Button Momentary+10k Pot																																																																																																										
4KH	1 Button Momentary+25k Pot																																																																																																										
1TH	Maintained Switch+1k Pot																																																																																																										
2TH	Maintained Switch+5k Pot																																																																																																										
3TH	Maintained Switch+10k Pot																																																																																																										
4TH	Maintained Switch+25k Pot																																																																																																										
RK2	2 Button Rocker Switch Kit																																																																																																										
RK4	4 Button Rocker Switch Kit																																																																																																										
*DM3	Digital Control Module																																																																																																										
Code	Description																																																																																																										
4m	12.5ft Cable																																																																																																										
8m	25ft Cable																																																																																																										
Code	Description																																																																																																										
SL1625	Small Dinse Surelok™ Style																																																																																																										
SL	Large Dinse Surelok™ Style																																																																																																										
Code	Description																																																																																																										
QGS0	Open																																																																																																										
QGS1	Gas Supply Hose c/w 3/8" BSP																																																																																																										
QGS2	Gas Supply Hose c/w 5.0mm Quick Fit																																																																																																										
QGS3	Gas Supply Hose c/w 5.95mm Quick Fit																																																																																																										
QGS4	Gas Supply Hose c/w 8.9mm Quick Fit																																																																																																										
QGS5	Gas Supply Hose c/w 1/4" BSP																																																																																																										
QGS6	Gas Supply Hose c/w M10 x 1.0																																																																																																										
QGS7	Gas Supply Hose c/w 5/8" UNF RH																																																																																																										
QGS8	Gas Supply Hose c/w M12 x 1.0																																																																																																										
QGS9	Gas Supply Hose c/w 1/8" BSP																																																																																																										
Code	Description																																																																																																										
ATP0	Blank																																																																																																										
ATP1	7 Pin Uniarc Quick Fit																																																																																																										
ATP2	5 Pin Tuchel Plug Quick Fit																																																																																																										
ATP3	3 Pin XS12 Series Plug Quick Fit																																																																																																										
ATP4	5 Pin Amphenol Plug Quick Fit																																																																																																										
ATP5	6 Pin Amphenol Plug Quick Fit																																																																																																										
ATP6	7 Pin WS16 Series Plug Quick Fit																																																																																																										
ATP7	14 Pin Amphenol Plug Quick Fit																																																																																																										
ATP8	9 Pin SP21 Series Plug Quick Fit																																																																																																										
ATP9	5 Pin WS16 Series Plug Quick Fit																																																																																																										
ATP10	9 Pin Tuchel Plug Quick Fit																																																																																																										
ATP15	7 Pin Amphenol Plug Quick Fit																																																																																																										

*Requires digital software systems integration

*Requires digital software systems integration

Surelok™ Liquid-Cooled Terminations



How to Order:

To order your Arc Tig Torch please follow the simple 9 stage process below:

1. Select the torch model
2. Select the switch option
3. Select the length of cable
4. Select the power connection
5. Select the rapid fit water feed connection
6. Select the rapid fit water return connection
7. Select the rapid fit gas connection
8. Select the quick fit switch plug
9. Select the starter kit

Example:

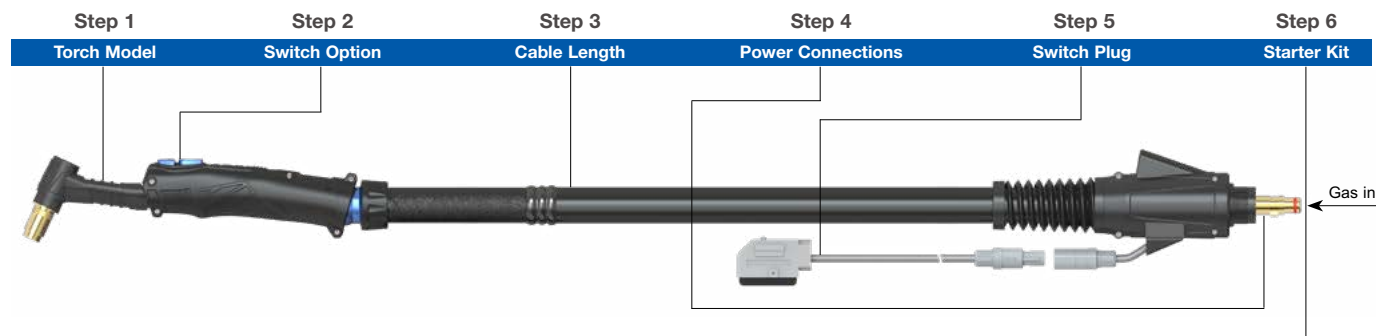
T3W-S1-4M-SL-QWF1-QWR1-QWGS5-ATP1/SCB2

T3W Arc Tig Torch x 12.5ft with momentary switch, large Dinse Liquid-Cooled Surelok™ style 1/4" BSP Gas, QF 8.9mm water feed and return, 7 pin quick fit switch plug with small collet body starter kit 1.6mm-1/16".

Step 1	Step 2	Step 3	Step 4	Step 5	Step 6	Step 7	Step 8	Step 9
Torch Model	Switch Option	Cable Length	Power Connections	Water Feed Hose	Water Return Hose	Gas Hose	Switch Plug	Starter Kit
Code Description Liquid-Cooled T3W 400A DC T4W 450A DC T5W 550A DC T3WFX 400A DC Flex T4WFX 450A DC Flex T5WFX 550A DC Flex	Code Description S1 Momentary Kit S3 3 Button Momentary Kit 1KH 1 Button Momentary+1k Pot 2KH 1 Button Momentary+5k Pot 3KH 1 Button Momentary+10k Pot 4KH 1 Button Momentary+25k Pot 1TH Maintained Switch+1k Pot 2TH Maintained Switch+5k Pot 3TH Maintained Switch+10k Pot 4TH Maintained Switch+25k Pot RK2 2 Button Rocker Switch Kit RK4 4 Button Rocker Switch Kit DM3 Digital Control Module <small>*Requires digital software systems integration</small>	Code Description 4m 12.5ft Cable 8m 25ft Cable	Power Connections Code Description SL1625 Small Dinse Surelok™ Style SL Large Dinse Surelok™ Style	# Water Feed Hose - Rapid Fit Code Description QWF0 Open QWF1 Water Feed Hose c/w 8.9mm Quick Fit QWF2 Water Feed Hose c/w 5/8" UNF LH QWF3 Water Feed Hose c/w 3/8" BSP QWF4 Water Feed Hose c/w M12 x 1.0	# Water Return Hose - Rapid Fit Code Description QWR0 Open QWR1 Water Return Hose c/w 8.9mm Quick Fit QWR2 Water Return Hose c/w 5/8" UNF LH QWR3 Water Return Hose c/w 3/8" BSP QWR4 Water Return Hose c/w M12 x 1.0	# Gas Supply Hose - Rapid Fit Code Description QGS0 Open QGS1 Gas Supply Hose c/w 3/8" BSP QGS2 Gas Supply Hose c/w 5.0mm Quick Fit QGS3 Gas Supply Hose c/w 5.95mm Quick Fit QGS4 Gas Supply Hose c/w 8.9mm Quick Fit QGS5 Gas Supply Hose c/w 1/4" BSP QGS6 Gas Supply Hose c/w M10 x 1.0 QGS7 Gas Supply Hose c/w 5/8" UNF RH QGS8 Gas Supply Hose c/w M12 x 1.0 QGS9 Gas Supply Hose c/w 1/8" BSP	Code Description ATP0 Blank ATP1 7 Pin Uniarc Quick Fit ATP2 5 Pin Tuchel Plug Quick Fit ATP3 3 Pin XS12 Series Plug Quick Fit ATP4 5 Pin Amphenol Plug Quick Fit ATP5 6 Pin Amphenol Plug Quick Fit ATP6 7 Pin WS16 Series Plug Quick Fit ATP7 14 Pin Amphenol Plug Quick Fit ATP8 9 Pin SP21 Series Plug Quick Fit ATP9 5 Pin WS16 Series Plug Quick Fit ATP10 9 Pin Tuchel Plug Quick Fit ATP15 7 Pin Amphenol Plug Quick Fit	Starter Kit Please refer to Page 32 for starter kits

The design, manufacturing and quality systems of Arc Torchology are certified by **BVQI** in accordance with EN/ISO 9001:2015


Surelok™ GT Air-Cooled Terminations



How to Order

To order your Arc Tig Torch please follow the simple 6 stage process below:

1. Select the torch model
2. Select the switch option
3. Select the length of cable
4. Select the power connection
5. Select the quick fit switch plug
6. Select the starter kit



Example:

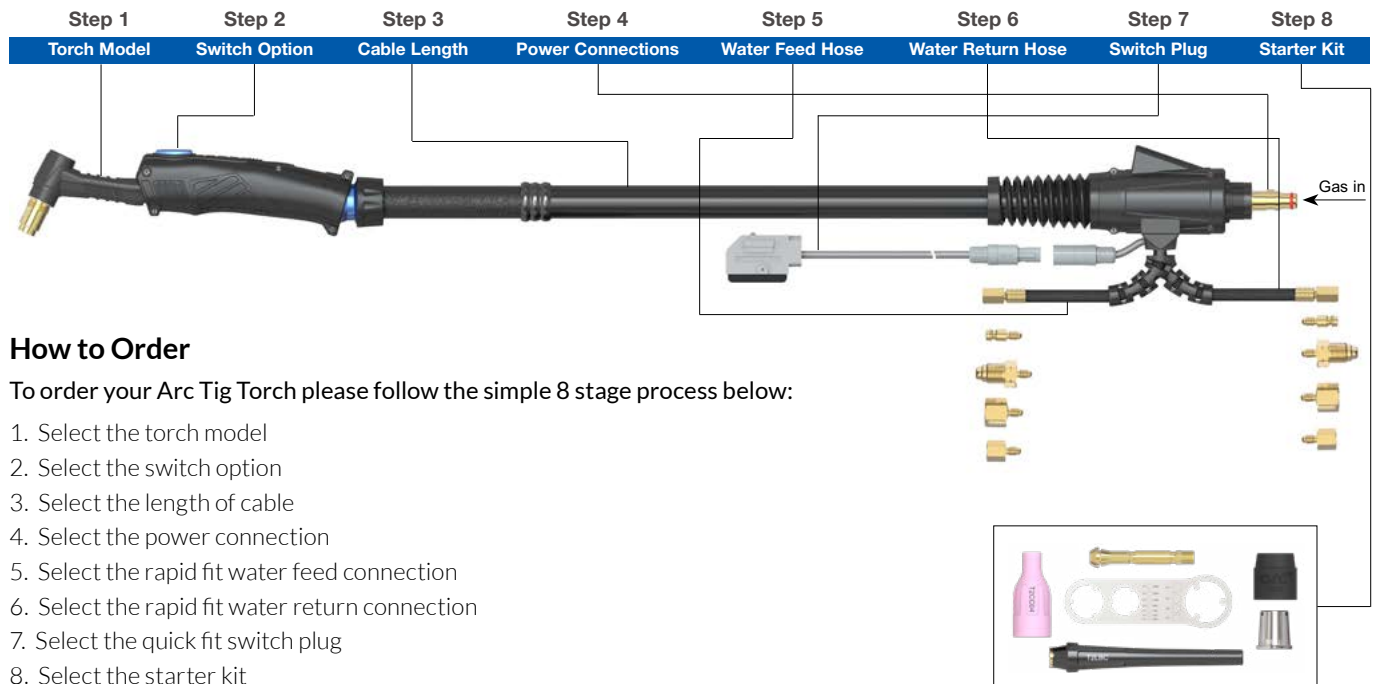
T2-S1-4M-GT-ATP1/SCB2

T2 Arc Tig Torch x 12.5ft with momentary switch, large Dinse Air-Cooled Surelok™ GT Gas Through style and 7 pin quick fit switch plug with small collet body starter kit 1.6mm-1/16".

Step 1		Step 2		Step 3		Step 4		Step 5		Step 6	
Torch Model		Switch Option		Cable Length		Power Connections		Switch Plug		Starter Kit	
Code	Description			Code	Description			Code	Description		
Air-Cooled				4m	12.5ft Cable			ATP0	Blank		
T2	190A DC			8m	25ft Cable			ATP10	9 Pin Tuchel Plug Quick Fit		
T2FX	180A DC Flex										
T3	240A DC										
T3FX	220A DC Flex										

*Requires digital software systems integration

Surelok™ GT Liquid-Cooled Terminations



How to Order

To order your Arc Tig Torch please follow the simple 8 stage process below:

1. Select the torch model
2. Select the switch option
3. Select the length of cable
4. Select the power connection
5. Select the rapid fit water feed connection
6. Select the rapid fit water return connection
7. Select the quick fit switch plug
8. Select the starter kit

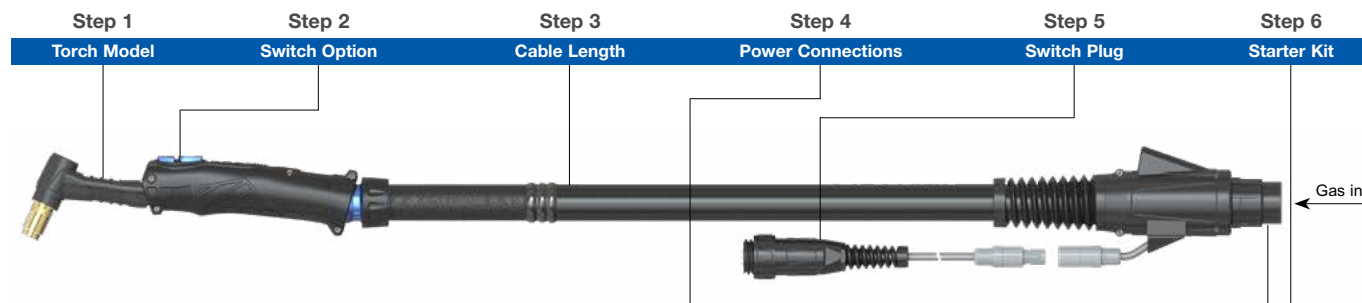
Example:

T3W-S1-4M-GT-QWF1-QWR1-ATP1/MCB2

T3W Arc Tig Torch x 12.5ft with momentary switch, large Dinse Liquid-Cooled Surelok™ GT Gas Through Style , QF 8.9mm water feed and return, 7 pin quick fit switch plug with medium collet body starter kit 1.6mm-1/16".

Step 1	Step 2	Step 3	Step 4	Step 5	Step 6	Step 7	Step 8																																																																																														
Torch Model	Switch Option	Cable Length	Power Connections	Water Feed Hose	Water Return Hose	Switch Plug	Starter Kit																																																																																														
<table><tr><th>Code</th><th>Description</th></tr><tr><td colspan="2">Liquid-Cooled</td></tr><tr><td>T3W</td><td>400A DC</td></tr><tr><td>T4W</td><td>450A DC</td></tr><tr><td>T5W</td><td>550A DC</td></tr><tr><td>T3WFX</td><td>400A DC Flex</td></tr><tr><td>T4WFX</td><td>450A DC Flex</td></tr><tr><td>T5WFX</td><td>550A DC Flex</td></tr></table>	Code	Description	Liquid-Cooled		T3W	400A DC	T4W	450A DC	T5W	550A DC	T3WFX	400A DC Flex	T4WFX	450A DC Flex	T5WFX	550A DC Flex	<table><tr><th>Code</th><th>Description</th></tr><tr><td>S1</td><td>Momentary Kit</td></tr><tr><td>S3</td><td>3 Button Momentary Kit</td></tr><tr><td>1KH</td><td>1 Button Momentary+1k Pot</td></tr><tr><td>2KH</td><td>1 Button Momentary+5k Pot</td></tr><tr><td>3KH</td><td>1 Button Momentary+10k Pot</td></tr><tr><td>4KH</td><td>1 Button Momentary+25k Pot</td></tr><tr><td>1TH</td><td>Maintained Switch+1k Pot</td></tr><tr><td>2TH</td><td>Maintained Switch+5k Pot</td></tr><tr><td>3TH</td><td>Maintained Switch+10k Pot</td></tr><tr><td>4TH</td><td>Maintained Switch+25k Pot</td></tr><tr><td>RK2</td><td>2 Button Rocker Switch Kit</td></tr><tr><td>RK4</td><td>4 Button Rocker Switch Kit</td></tr><tr><td>*DM3</td><td>Digital Control Module</td></tr></table> <p>*Requires digital software systems integration</p>	Code	Description	S1	Momentary Kit	S3	3 Button Momentary Kit	1KH	1 Button Momentary+1k Pot	2KH	1 Button Momentary+5k Pot	3KH	1 Button Momentary+10k Pot	4KH	1 Button Momentary+25k Pot	1TH	Maintained Switch+1k Pot	2TH	Maintained Switch+5k Pot	3TH	Maintained Switch+10k Pot	4TH	Maintained Switch+25k Pot	RK2	2 Button Rocker Switch Kit	RK4	4 Button Rocker Switch Kit	*DM3	Digital Control Module	<table><tr><th>Code</th><th>Description</th></tr><tr><td>4m</td><td>12.5ft Cable</td></tr><tr><td>8m</td><td>25ft Cable</td></tr></table>	Code	Description	4m	12.5ft Cable	8m	25ft Cable	<table><tr><th colspan="2">Power Connections</th></tr><tr><th>Code</th><th>Description</th></tr><tr><td>GT</td><td>Large Dinse Gas Through Surelok™ Style</td></tr></table>	Power Connections		Code	Description	GT	Large Dinse Gas Through Surelok™ Style	<table><tr><th colspan="2"># Water Feed Hose - Rapid Fit</th></tr><tr><th>Code</th><th>Description</th></tr><tr><td>QWF0</td><td>Open</td></tr><tr><td>QWF1</td><td>Water Feed Hose c/w 8.9mm Quick Fit</td></tr><tr><td>QWF2</td><td>Water Feed Hose c/w 5/8" UNF LH</td></tr><tr><td>QWF3</td><td>Water Feed Hose c/w 3/8" BSP</td></tr><tr><td>QWF4</td><td>Water Feed Hose c/w M12 x 1.0</td></tr></table>	# Water Feed Hose - Rapid Fit		Code	Description	QWF0	Open	QWF1	Water Feed Hose c/w 8.9mm Quick Fit	QWF2	Water Feed Hose c/w 5/8" UNF LH	QWF3	Water Feed Hose c/w 3/8" BSP	QWF4	Water Feed Hose c/w M12 x 1.0	<table><tr><th colspan="2"># Water Return Hose - Rapid Fit</th></tr><tr><th>Code</th><th>Description</th></tr><tr><td>QWR0</td><td>Open</td></tr><tr><td>QWR1</td><td>Water Return Hose c/w 8.9mm Quick Fit</td></tr><tr><td>QWR2</td><td>Water Return Hose c/w 5/8" UNF LH</td></tr><tr><td>QWR3</td><td>Water Return Hose c/w 3/8" BSP</td></tr><tr><td>QWR4</td><td>Water Return Hose c/w M12 x 1.0</td></tr></table>	# Water Return Hose - Rapid Fit		Code	Description	QWR0	Open	QWR1	Water Return Hose c/w 8.9mm Quick Fit	QWR2	Water Return Hose c/w 5/8" UNF LH	QWR3	Water Return Hose c/w 3/8" BSP	QWR4	Water Return Hose c/w M12 x 1.0	<table><tr><th>Code</th><th>Description</th></tr><tr><td>ATP0</td><td>Blank</td></tr><tr><td>ATP10</td><td>9 Pin Tuchel Plug Quick Fit</td></tr></table>	Code	Description	ATP0	Blank	ATP10	9 Pin Tuchel Plug Quick Fit	<table><tr><th colspan="2">Starter Kit</th></tr><tr><td colspan="2">Please refer to Page 32 for starter kits</td></tr></table>	Starter Kit		Please refer to Page 32 for starter kits	
Code	Description																																																																																																				
Liquid-Cooled																																																																																																					
T3W	400A DC																																																																																																				
T4W	450A DC																																																																																																				
T5W	550A DC																																																																																																				
T3WFX	400A DC Flex																																																																																																				
T4WFX	450A DC Flex																																																																																																				
T5WFX	550A DC Flex																																																																																																				
Code	Description																																																																																																				
S1	Momentary Kit																																																																																																				
S3	3 Button Momentary Kit																																																																																																				
1KH	1 Button Momentary+1k Pot																																																																																																				
2KH	1 Button Momentary+5k Pot																																																																																																				
3KH	1 Button Momentary+10k Pot																																																																																																				
4KH	1 Button Momentary+25k Pot																																																																																																				
1TH	Maintained Switch+1k Pot																																																																																																				
2TH	Maintained Switch+5k Pot																																																																																																				
3TH	Maintained Switch+10k Pot																																																																																																				
4TH	Maintained Switch+25k Pot																																																																																																				
RK2	2 Button Rocker Switch Kit																																																																																																				
RK4	4 Button Rocker Switch Kit																																																																																																				
*DM3	Digital Control Module																																																																																																				
Code	Description																																																																																																				
4m	12.5ft Cable																																																																																																				
8m	25ft Cable																																																																																																				
Power Connections																																																																																																					
Code	Description																																																																																																				
GT	Large Dinse Gas Through Surelok™ Style																																																																																																				
# Water Feed Hose - Rapid Fit																																																																																																					
Code	Description																																																																																																				
QWF0	Open																																																																																																				
QWF1	Water Feed Hose c/w 8.9mm Quick Fit																																																																																																				
QWF2	Water Feed Hose c/w 5/8" UNF LH																																																																																																				
QWF3	Water Feed Hose c/w 3/8" BSP																																																																																																				
QWF4	Water Feed Hose c/w M12 x 1.0																																																																																																				
# Water Return Hose - Rapid Fit																																																																																																					
Code	Description																																																																																																				
QWR0	Open																																																																																																				
QWR1	Water Return Hose c/w 8.9mm Quick Fit																																																																																																				
QWR2	Water Return Hose c/w 5/8" UNF LH																																																																																																				
QWR3	Water Return Hose c/w 3/8" BSP																																																																																																				
QWR4	Water Return Hose c/w M12 x 1.0																																																																																																				
Code	Description																																																																																																				
ATP0	Blank																																																																																																				
ATP10	9 Pin Tuchel Plug Quick Fit																																																																																																				
Starter Kit																																																																																																					
Please refer to Page 32 for starter kits																																																																																																					


Surelok™ QD Air-Cooled Terminations



How to Order

To order your Arc Tig Torch please follow the simple 6 stage process below:

1. Select the torch model
2. Select the switch option
3. Select the length of cable
4. Select the power connection
5. Select the quick fit switch plug
6. Select the starter kit



Example:

T2-S1-4M-QD1-ATP1/MCB2

T2 Arc Tig Torch x 12.5ft with momentary switch, Air-Cooled Surelok™ QD Gas Through 1/4"BSP and 7 pin quick fit switch plug with medium collet body starter kit 1.6mm-1/16".

Step 1

Torch Model

Code

Description

Air-Cooled

T2190A DC

T2FX180A DC Flex

T3240A DC

T3FX220A DC Flex

Step 2

Switch Option

Code

Description

S1Momentary Kit

S33 Button Momentary Kit

1KH1 Button Momentary+1k Pot

2KH1 Button Momentary+5k Pot

3KH1 Button Momentary+10k Pot

4KH1 Button Momentary+25k Pot

1THMaintained Switch+1k Pot

2THMaintained Switch+5k Pot

3THMaintained Switch+10k Pot

4THMaintained Switch+25k Pot

RK22 Button Rocker Switch Kit

RK44 Button Rocker Switch Kit

DM3Digital Control Module

Step 3

Cable Length

Code

Description

4m12.5ft Cable

8m25ft Cable

Step 4

Power Connections

Power Connections

Code

Description

QD1Surelok™ QD 1/4"BSP

QD2Surelok™ QD 3/8"BSP

QD3Surelok™ QD M12 x 1.0

QD4Surelok™ QD M16 x 1.5

Step 5

Switch Plug

Code

Description

ATP0Blank

ATP17 Pin Uniarc Quick Fit

ATP25 Pin Tuchel Plug Quick Fit

ATP33 Pin XS12 Series Plug Quick Fit

ATP45 Pin Amphenol Plug Quick Fit

ATP56 Pin Amphenol Plug Quick Fit

ATP67 Pin WS16 Series Plug Quick Fit

ATP714 Pin Amphenol Plug Quick Fit

ATP89 Pin SP21 Series Plug Quick Fit

ATP95 Pin WS16 Series Plug Quick Fit

ATP109 Pin Tuchel Plug Quick Fit

ATP157 Pin Amphenol Plug Quick Fit

Step 6

Starter Kit

Starter Kit

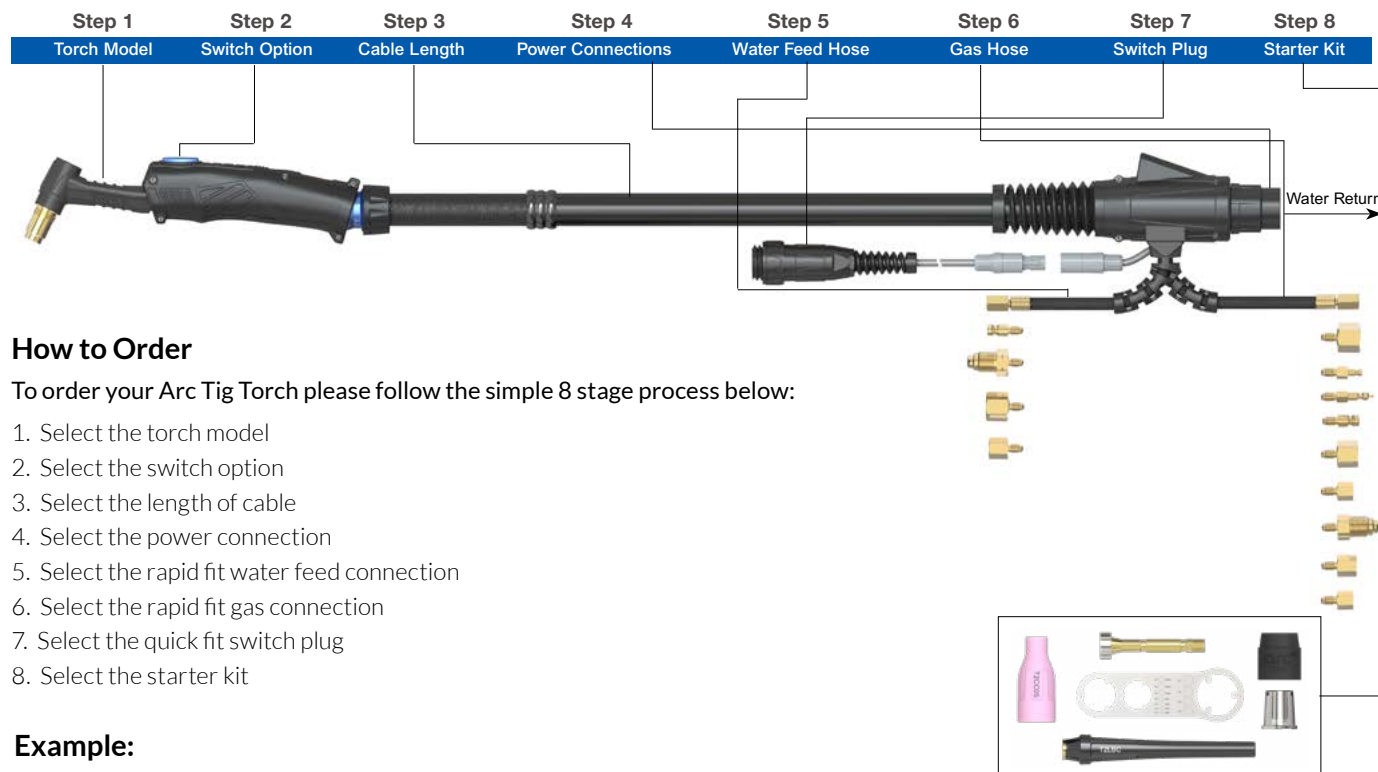
Please refer to Page 32 for starter kit

Starter Kit

Please refer to Page 32 for starter kits

*Requires digital software systems integration

Surelok™ QD Liquid-Cooled Terminations



How to Order

To order your Arc Tig Torch please follow the simple 8 stage process below:

1. Select the torch model
2. Select the switch option
3. Select the length of cable
4. Select the power connection
5. Select the rapid fit water feed connection
6. Select the rapid fit gas connection
7. Select the quick fit switch plug
8. Select the starter kit

Example:

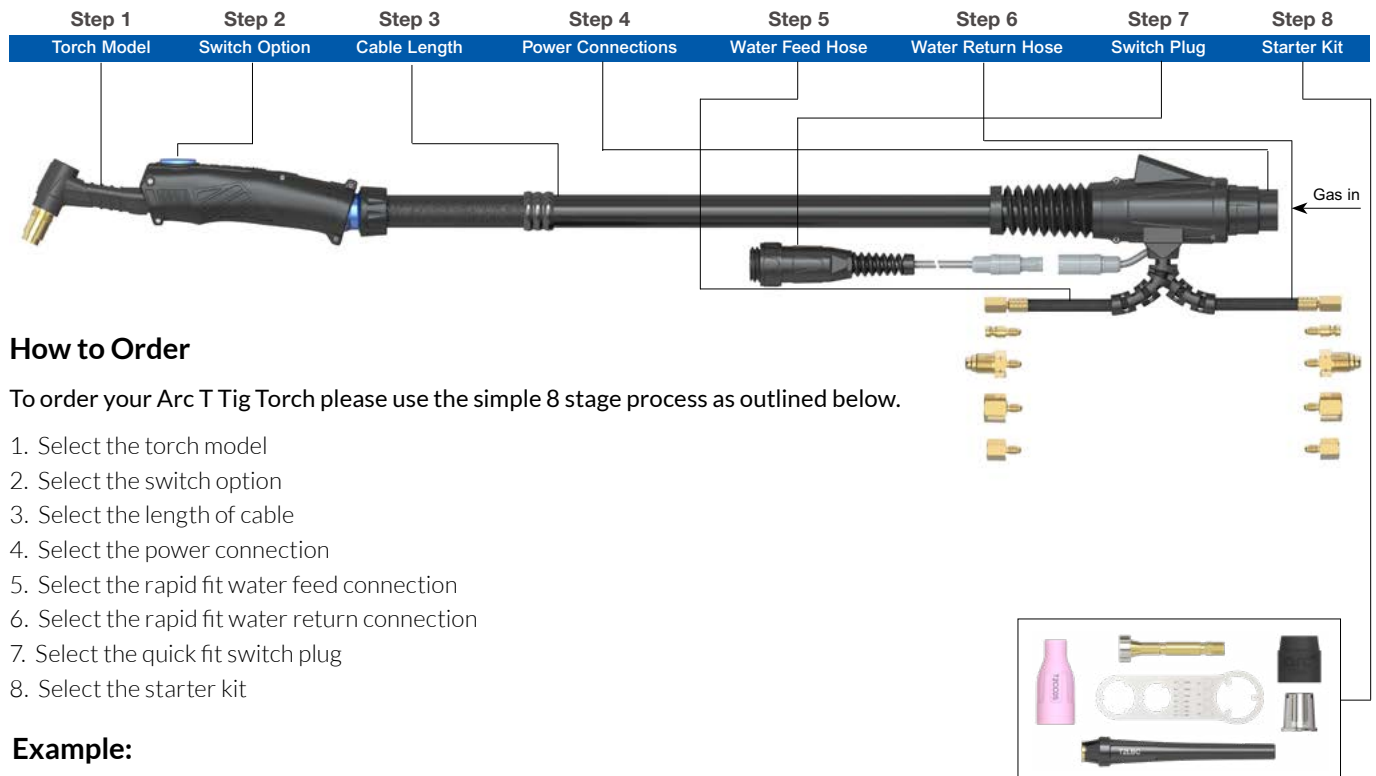
T3W-S1-4M-QD1-QWF1-QGS5-ATP1/MGL2

T3W Arc Tig Torch x 12.5ft with momentary switch, Liquid-Cooled Surelok™ QD 1/4" BSP, QF 8.9mm water feed, 1/4" BSP Gas Supply, 7 pin quick fit switch plug with medium gas lens body starter kit 1.6mm-1/16".

Step 1	Step 2	Step 3	Step 4	Step 5	Step 6	Step 7	Step 8																																																																																																																																		
Torch Model	Switch Option	Cable Length	Power Connections	Water Feed Hose	Gas Hose	Switch Plug	Starter Kit																																																																																																																																		
<table><tr><th>Code</th><th>Description</th></tr><tr><td colspan="2">Liquid-Cooled</td></tr><tr><td>T3W</td><td>400A DC</td></tr><tr><td>T4W</td><td>450A DC</td></tr><tr><td>T5W</td><td>550A DC</td></tr><tr><td>T3WFX</td><td>400A DC Flex</td></tr><tr><td>T4WFX</td><td>450A DC Flex</td></tr><tr><td>T5WFX</td><td>550A DC Flex</td></tr></table>	Code	Description	Liquid-Cooled		T3W	400A DC	T4W	450A DC	T5W	550A DC	T3WFX	400A DC Flex	T4WFX	450A DC Flex	T5WFX	550A DC Flex	<table><tr><th>Code</th><th>Description</th></tr><tr><td>S1</td><td>Momentary Kit</td></tr><tr><td>S3</td><td>3 Button Momentary Kit</td></tr><tr><td>1KH</td><td>1 Button Momentary+1k Pot</td></tr><tr><td>2KH</td><td>1 Button Momentary+5k Pot</td></tr><tr><td>3KH</td><td>1 Button Momentary+10k Pot</td></tr><tr><td>4KH</td><td>1 Button Momentary+25k Pot</td></tr><tr><td>1TH</td><td>Maintained Switch+1k Pot</td></tr><tr><td>2TH</td><td>Maintained Switch+5k Pot</td></tr><tr><td>3TH</td><td>Maintained Switch+10k Pot</td></tr><tr><td>4TH</td><td>Maintained Switch+25k Pot</td></tr><tr><td>RK2</td><td>2 Button Rocker Switch Kit</td></tr><tr><td>RK4</td><td>4 Button Rocker Switch Kit</td></tr><tr><td>*DM3</td><td>Digital Control Module</td></tr></table> <p>*Requires digital software systems integration</p>	Code	Description	S1	Momentary Kit	S3	3 Button Momentary Kit	1KH	1 Button Momentary+1k Pot	2KH	1 Button Momentary+5k Pot	3KH	1 Button Momentary+10k Pot	4KH	1 Button Momentary+25k Pot	1TH	Maintained Switch+1k Pot	2TH	Maintained Switch+5k Pot	3TH	Maintained Switch+10k Pot	4TH	Maintained Switch+25k Pot	RK2	2 Button Rocker Switch Kit	RK4	4 Button Rocker Switch Kit	*DM3	Digital Control Module	<table><tr><th>Code</th><th>Description</th></tr><tr><td>4m</td><td>12.5ft Cable</td></tr><tr><td>8m</td><td>25ft Cable</td></tr></table>	Code	Description	4m	12.5ft Cable	8m	25ft Cable	<table><tr><th colspan="2">Power Connections</th></tr><tr><th>Code</th><th>Description</th></tr><tr><td>QD1</td><td>Surelok™ QD 1/4"BSP</td></tr><tr><td>QD2</td><td>Surelok™ QD 3/8"BSP</td></tr><tr><td>QD3</td><td>Surelok™ QD M12 x 1.0</td></tr><tr><td>QD4</td><td>Surelok™ QD M16 x 1.5</td></tr></table>	Power Connections		Code	Description	QD1	Surelok™ QD 1/4"BSP	QD2	Surelok™ QD 3/8"BSP	QD3	Surelok™ QD M12 x 1.0	QD4	Surelok™ QD M16 x 1.5	<table><tr><th colspan="2"># Water Feed Hose - Rapid Fit</th></tr><tr><th>Code</th><th>Description</th></tr><tr><td>QWF0</td><td>Open</td></tr><tr><td>QWF1</td><td>Water Feed Hose c/w 8.9mm Quick Fit</td></tr><tr><td>QWF2</td><td>Water Feed Hose c/w 5/8" UNF LH</td></tr><tr><td>QWF3</td><td>Water Feed Hose c/w 3/8" BSP</td></tr><tr><td>QWF4</td><td>Water Feed Hose c/w M12 x 1.0</td></tr></table>	# Water Feed Hose - Rapid Fit		Code	Description	QWF0	Open	QWF1	Water Feed Hose c/w 8.9mm Quick Fit	QWF2	Water Feed Hose c/w 5/8" UNF LH	QWF3	Water Feed Hose c/w 3/8" BSP	QWF4	Water Feed Hose c/w M12 x 1.0	<table><tr><th colspan="2"># Gas Supply Hose - Rapid Fit</th></tr><tr><th>Code</th><th>Description</th></tr><tr><td>QGS0</td><td>Open</td></tr><tr><td>QGS1</td><td>Gas Supply Hose c/w 3/8" BSP</td></tr><tr><td>QGS2</td><td>Gas Supply Hose c/w 5.0mm Quick Fit</td></tr><tr><td>QGS3</td><td>Gas Supply Hose c/w 5.95mm Quick Fit</td></tr><tr><td>QGS4</td><td>Gas Supply Hose c/w 8.9mm Quick Fit</td></tr><tr><td>QGS5</td><td>Gas Supply Hose c/w 1/4" BSP</td></tr><tr><td>QGS6</td><td>Gas Supply Hose c/w M10 x 1.0</td></tr><tr><td>QGS7</td><td>Gas Supply Hose c/w 5/8" UNF RH</td></tr><tr><td>QGS8</td><td>Gas Supply Hose c/w M12 x 1.0</td></tr><tr><td>QGS9</td><td>Gas Supply Hose c/w 1/8" BSP</td></tr></table>	# Gas Supply Hose - Rapid Fit		Code	Description	QGS0	Open	QGS1	Gas Supply Hose c/w 3/8" BSP	QGS2	Gas Supply Hose c/w 5.0mm Quick Fit	QGS3	Gas Supply Hose c/w 5.95mm Quick Fit	QGS4	Gas Supply Hose c/w 8.9mm Quick Fit	QGS5	Gas Supply Hose c/w 1/4" BSP	QGS6	Gas Supply Hose c/w M10 x 1.0	QGS7	Gas Supply Hose c/w 5/8" UNF RH	QGS8	Gas Supply Hose c/w M12 x 1.0	QGS9	Gas Supply Hose c/w 1/8" BSP	<table><tr><th>Code</th><th>Description</th></tr><tr><td>ATP0</td><td>Blank</td></tr><tr><td>ATP1</td><td>7 Pin Uniarc Quick Fit</td></tr><tr><td>ATP2</td><td>5 Pin Tuchel Plug Quick Fit</td></tr><tr><td>ATP3</td><td>3 Pin XS12 Series Plug Quick Fit</td></tr><tr><td>ATP4</td><td>5 Pin Amphenol Plug Quick Fit</td></tr><tr><td>ATP5</td><td>6 Pin Amphenol Plug Quick Fit</td></tr><tr><td>ATP6</td><td>7 Pin WS16 Series Plug Quick Fit</td></tr><tr><td>ATP7</td><td>14 Pin Amphenol Plug Quick Fit</td></tr><tr><td>ATP8</td><td>9 Pin SP21 Series Plug Quick Fit</td></tr><tr><td>ATP9</td><td>5 Pin WS16 Series Plug Quick Fit</td></tr><tr><td>ATP10</td><td>9 Pin Tuchel Plug Quick Fit</td></tr><tr><td>ATP15</td><td>7 Pin Amphenol Plug Quick Fit</td></tr></table>	Code	Description	ATP0	Blank	ATP1	7 Pin Uniarc Quick Fit	ATP2	5 Pin Tuchel Plug Quick Fit	ATP3	3 Pin XS12 Series Plug Quick Fit	ATP4	5 Pin Amphenol Plug Quick Fit	ATP5	6 Pin Amphenol Plug Quick Fit	ATP6	7 Pin WS16 Series Plug Quick Fit	ATP7	14 Pin Amphenol Plug Quick Fit	ATP8	9 Pin SP21 Series Plug Quick Fit	ATP9	5 Pin WS16 Series Plug Quick Fit	ATP10	9 Pin Tuchel Plug Quick Fit	ATP15	7 Pin Amphenol Plug Quick Fit	<table><tr><th colspan="2">Starter Kit</th></tr><tr><td colspan="2">Please refer to Page 32 for starter kit</td></tr></table>	Starter Kit		Please refer to Page 32 for starter kit	
Code	Description																																																																																																																																								
Liquid-Cooled																																																																																																																																									
T3W	400A DC																																																																																																																																								
T4W	450A DC																																																																																																																																								
T5W	550A DC																																																																																																																																								
T3WFX	400A DC Flex																																																																																																																																								
T4WFX	450A DC Flex																																																																																																																																								
T5WFX	550A DC Flex																																																																																																																																								
Code	Description																																																																																																																																								
S1	Momentary Kit																																																																																																																																								
S3	3 Button Momentary Kit																																																																																																																																								
1KH	1 Button Momentary+1k Pot																																																																																																																																								
2KH	1 Button Momentary+5k Pot																																																																																																																																								
3KH	1 Button Momentary+10k Pot																																																																																																																																								
4KH	1 Button Momentary+25k Pot																																																																																																																																								
1TH	Maintained Switch+1k Pot																																																																																																																																								
2TH	Maintained Switch+5k Pot																																																																																																																																								
3TH	Maintained Switch+10k Pot																																																																																																																																								
4TH	Maintained Switch+25k Pot																																																																																																																																								
RK2	2 Button Rocker Switch Kit																																																																																																																																								
RK4	4 Button Rocker Switch Kit																																																																																																																																								
*DM3	Digital Control Module																																																																																																																																								
Code	Description																																																																																																																																								
4m	12.5ft Cable																																																																																																																																								
8m	25ft Cable																																																																																																																																								
Power Connections																																																																																																																																									
Code	Description																																																																																																																																								
QD1	Surelok™ QD 1/4"BSP																																																																																																																																								
QD2	Surelok™ QD 3/8"BSP																																																																																																																																								
QD3	Surelok™ QD M12 x 1.0																																																																																																																																								
QD4	Surelok™ QD M16 x 1.5																																																																																																																																								
# Water Feed Hose - Rapid Fit																																																																																																																																									
Code	Description																																																																																																																																								
QWF0	Open																																																																																																																																								
QWF1	Water Feed Hose c/w 8.9mm Quick Fit																																																																																																																																								
QWF2	Water Feed Hose c/w 5/8" UNF LH																																																																																																																																								
QWF3	Water Feed Hose c/w 3/8" BSP																																																																																																																																								
QWF4	Water Feed Hose c/w M12 x 1.0																																																																																																																																								
# Gas Supply Hose - Rapid Fit																																																																																																																																									
Code	Description																																																																																																																																								
QGS0	Open																																																																																																																																								
QGS1	Gas Supply Hose c/w 3/8" BSP																																																																																																																																								
QGS2	Gas Supply Hose c/w 5.0mm Quick Fit																																																																																																																																								
QGS3	Gas Supply Hose c/w 5.95mm Quick Fit																																																																																																																																								
QGS4	Gas Supply Hose c/w 8.9mm Quick Fit																																																																																																																																								
QGS5	Gas Supply Hose c/w 1/4" BSP																																																																																																																																								
QGS6	Gas Supply Hose c/w M10 x 1.0																																																																																																																																								
QGS7	Gas Supply Hose c/w 5/8" UNF RH																																																																																																																																								
QGS8	Gas Supply Hose c/w M12 x 1.0																																																																																																																																								
QGS9	Gas Supply Hose c/w 1/8" BSP																																																																																																																																								
Code	Description																																																																																																																																								
ATP0	Blank																																																																																																																																								
ATP1	7 Pin Uniarc Quick Fit																																																																																																																																								
ATP2	5 Pin Tuchel Plug Quick Fit																																																																																																																																								
ATP3	3 Pin XS12 Series Plug Quick Fit																																																																																																																																								
ATP4	5 Pin Amphenol Plug Quick Fit																																																																																																																																								
ATP5	6 Pin Amphenol Plug Quick Fit																																																																																																																																								
ATP6	7 Pin WS16 Series Plug Quick Fit																																																																																																																																								
ATP7	14 Pin Amphenol Plug Quick Fit																																																																																																																																								
ATP8	9 Pin SP21 Series Plug Quick Fit																																																																																																																																								
ATP9	5 Pin WS16 Series Plug Quick Fit																																																																																																																																								
ATP10	9 Pin Tuchel Plug Quick Fit																																																																																																																																								
ATP15	7 Pin Amphenol Plug Quick Fit																																																																																																																																								
Starter Kit																																																																																																																																									
Please refer to Page 32 for starter kit																																																																																																																																									

*Requires digital software systems integration

Surelok™ QD5 Liquid-Cooled Terminations



How to Order

To order your Arc T Tig Torch please use the simple 8 stage process as outlined below.

1. Select the torch model
2. Select the switch option
3. Select the length of cable
4. Select the power connection
5. Select the rapid fit water feed connection
6. Select the rapid fit water return connection
7. Select the quick fit switch plug
8. Select the starter kit

Example:

T3W-S1-4M-QD5-QWF1-QWR1-ATP1/LGL2

T3W Arc Tig Torch x 12.5ft with momentary switch, Liquid-Cooled Surelok™ QD5 1/4" BSP, QF 8.9mm water feed and return, 7 pin quick fit switch plug with large gas lens body starter kit 1.6mm-1/16".

Step 1

Torch Model

Step 2

Switch Option

Step 3

Cable Length

Code

Description

Liquid-Cooled

T3W

400A DC

T4W

450A DC

T5W

550A DC

T3WFX

400A DC Flex

T4WFX

450A DC Flex

T5WFX

550A DC Flex

Code

Description

S1

Momentary Kit

S3

3 Button Momentary Kit

1KH

1 Button Momentary+1k Pot

2KH

1 Button Momentary+5k Pot

3KH

1 Button Momentary+10k Pot

4KH

1 Button Momentary+25k Pot

1TH

Maintained Switch+1k Pot

2TH

Maintained Switch+5k Pot

3TH

Maintained Switch+10k Pot

4TH

Maintained Switch+25k Pot

RK2

2 Button Rocker Switch Kit

RK4

4 Button Rocker Switch Kit

*DM3

Digital Control Module

Code

Description

4m

12.5ft Cable

8m

25ft Cable

Step 4

Power Connections

Code

Description

QD5

Liquid-Cooled Surelok™ QD 1/4" BSP

Step 5

Water Feed Hose

Code

Description

QWF0

Open

QWF1

Water Feed Hose c/w 8.9mm Quick Fit

QWF2

Water Feed Hose c/w 5/8" UNF LH

QWF3

Water Feed Hose c/w 3/8" BSP

QWF4

Water Feed Hose c/w M12 x 1.0

Step 6

Water Return Hose

Code

Description

QWR0

Open

QWR1

Water Return Hose c/w 8.9mm Quick Fit

QWR2

Water Return Hose c/w 5/8" UNF LH

QWR3

Water Return Hose c/w 3/8" BSP

QWR4

Water Return Hose c/w M12 x 1.0

Step 7

Switch Plug

Code

Description

ATP0

Blank

ATP1

7 Pin Uniarc Quick Fit

ATP2

5 Pin Tuchel Plug Quick Fit

ATP3

3 Pin XS12 Series Plug Quick Fit

ATP4

5 Pin Amphenol Plug Quick Fit

ATP5

6 Pin Amphenol Plug Quick Fit

ATP6

7 Pin WS16 Series Plug Quick Fit

ATP7

14 Pin Amphenol Plug Quick Fit

ATP8

9 Pin SP21 Series Plug Quick Fit

ATP9

5 Pin WS16 Series Plug Quick Fit

ATP10

9 Pin Tuchel Plug Quick Fit

ATP15

7 Pin Amphenol Plug Quick Fit

Step 8

Starter Kit

Code

Description

4m

12.5ft Cable

8m

25ft Cable

Power Connections

Code

Description

QD5

Liquid-Cooled Surelok™ QD 1/4" BSP

Water Feed Hose - Rapid Fit

Code

Description

QWF0

Open

QWF1

Water Feed Hose c/w 8.9mm Quick Fit

QWF2

Water Feed Hose c/w 5/8" UNF LH

QWF3

Water Feed Hose c/w 3/8" BSP

QWF4

Water Feed Hose c/w M12 x 1.0

Water Return Hose - Rapid Fit

Code

Description

QWR0

Open

QWR1

Water Return Hose c/w 8.9mm Quick Fit

QWR2

Water Return Hose c/w 5/8" UNF LH

QWR3

Water Return Hose c/w 3/8" BSP

QWR4

Water Return Hose c/w M12 x 1.0

Starter Kit

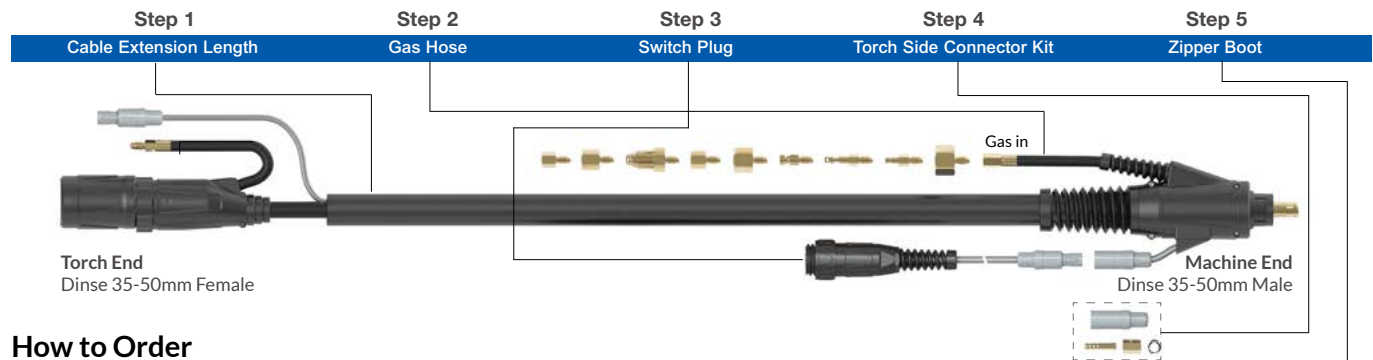
Please refer to Page 32 for starter kits

*Requires digital software systems integration

AIR-COOLED CABLE EXTENSION CONFIGURATOR



LIBERATE
YOUR WORKDAY



How to Order

Cable Extension package part numbering is configured using the simple 5 stage system outlined below.

1. Select the cable extension model
2. Select the gas hose connections
3. Select the switch plug
4. Select the torch side connector kit
5. Select the zipper boot

Example:

ATACESL8M-QG1-ATP0-KT0-BT0

Air-Cooled Extension Assembly Surelok End, Gas Hose 3/8" BSP x 8mt

Step 1 Cable Extension Length		Step 2 Gas Hose		Step 3 Switch Plug		Step 4 Torch Side Connector Kit		Step 5 Zipper Boot	
Code	Description			Code	Description	Code	Description		
ATACESL8M	Air-Cooled Cable Extension 8mt			ATP0	Blank	KT0	No Torch Side Connector Kit		
ATACESL16M	Air-Cooled Cable Extension 16mt			ATP1	7 Pin Uniarc Quick Fit	KT1	Torch Side Connector Kit		
Code	Description					Code	Description		
QG0	Gas Hose c/w Universal Adapter			ATP2	5 Pin Tuchel Plug Quick Fit				
QG1	Gas Supply Hose c/w 3/8" BSP			ATP3	3 Pin XS12 Series Plug Quick Fit				
QG2	Gas Supply Hose c/w 5.0mm Quick Fit			ATP4	5 Pin Amphenol Plug Quick Fit				
QG3	Gas Supply Hose c/w 5.95mm Quick Fit			ATP5	6 Pin Amphenol Plug Quick Fit				
QG4	Gas Supply Hose c/w 8.9mm Quick Fit			ATP6	7 Pin WS16 Series Plug Quick Fit				
QG5	Gas Supply Hose c/w 1/4" BSP			ATP7	14 Pin Amphenol Plug Quick Fit				
QG6	Gas Supply Hose c/w M10 x 1.0			ATP8	9 Pin SP21 Series Plug Quick Fit				
QG7	Gas Supply Hose c/w 5/8" UNF RH			ATP9	5 Pin WS16 Series Plug Quick Fit				
QG8	Gas Supply Hose c/w M12 x 1.0			ATP10	9 Pin Tuchel Plug Quick Fit				
QG9	Gas Supply Hose c/w 1/8" BSP			ATP15	7 Pin Amphenol Plug Quick Fit				
Code	Description					Code	Description		
						BT0	No Zipper Boot		
						BT1	Zipper Boot		

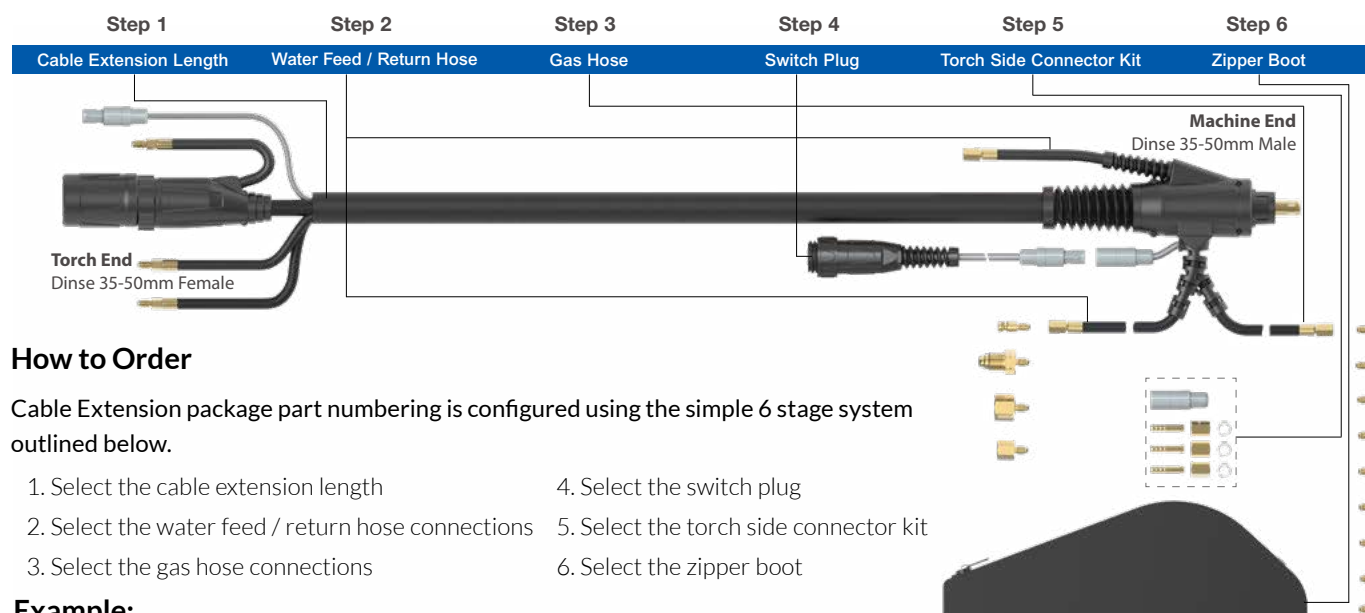
Technical Data

Cable Extension Length		8mt	8mt	16mt	16mt
Torch Length		4mt	8mt	8mt	16mt
Total Length		12mt	16mt	24mt	32mt
Cooling Method		Air-Cooled	Air-Cooled	Air-Cooled	Air-Cooled
Rating:	DC	200A	200A	200A	200A
	AC	140A	140A	140A	140A
Duty Cycle:		35%	35%	35%	35%

LIQUID-COOLED CABLE EXTENSION CONFIGURATOR



LIBERATE
YOUR WORKDAY



How to Order

Cable Extension package part numbering is configured using the simple 6 stage system outlined below.

1. Select the cable extension length
2. Select the water feed / return hose connections
3. Select the gas hose connections
4. Select the switch plug
5. Select the torch side connector kit
6. Select the zipper boot

Example:

ATWCESL8M-QW3-QG1-ATP0-KT0-BT0

Liquid-Cooled Cable Extension Assembly Surelok End, Water Hose 3/8" BSP, Gas Hose 3/8" BSP x 8mt

Step 1		Step 2		Step 3		Step 4		Step 5		Step 6	
Cable Extension Length		Water Feed / Return Hose		Gas Hose		Switch Plug		Torch Side Connector Kit		Zipper Boot	
Code	Description			Code	Description			Code	Description		
ATWCESL8M	Liquid-Cooled Cable Extension 8mt			QG0	Gas Hose c/w Universal Adapter			KT0	No Torch Side Connector Kit		
ATWCESL16M	Liquid-Cooled Cable Extension 16mt			QG1	Gas Supply Hose c/w 3/8" BSP			KT1	Torch Side Connector Kit		
				QG2	Gas Supply Hose c/w 5.0mm Quick Fit						
				QG3	Gas Supply Hose c/w 5.95mm Quick Fit						
				QG4	Gas Supply Hose c/w 8.9mm Quick Fit						
				QG5	Gas Supply Hose c/w 1/4" BSP						
				QG6	Gas Supply Hose c/w M10 x 1.0						
				QG7	Gas Supply Hose c/w 5/8" UNF RH						
				QG8	Gas Supply Hose c/w M12 x 1.0						
				QG9	Gas Supply Hose c/w 1/8" BSP						
Code	Description							Code	Description		
ATP0	Blank			ATP4	5 Pin Amphenol Plug Quick Fit			ATP8	9 Pin SP21 Series Plug Quick Fit		
ATP1	7 Pin Uniarc Quick Fit			ATP5	6 Pin Amphenol Plug Quick Fit			ATP9	5 Pin WS16 Series Plug Quick Fit		
ATP2	5 Pin Tuchel Plug Quick Fit			ATP6	7 Pin WS16 Series Plug Quick Fit			ATP10	9 Pin Tuchel Plug Quick Fit		
ATP3	3 Pin XS12 Series Plug Quick Fit			ATP7	14 Pin Amphenol Plug Quick Fit			ATP15	7 Pin Amphenol Plug Quick Fit		
Code	Description							Code	Description		
BT0	No Zipper Boot							BT1	Zipper Boot		

Technical Data

Cable Extension Length		8mt	8mt	16mt	16mt
Torch Length		4mt	8mt	8mt	16mt
Total Length		12mt	16mt	24mt	32mt
Cooling Method		Liquid-Cooled	Liquid-Cooled	Liquid-Cooled	Liquid-Cooled
Rating:	DC	540A	480A	400A	350A
	AC	375A	335A	280A	245A
Duty Cycle:		60%	60%	60%	60%
Minimum Water Flow		1.6 l/min	1.5 l/min	1.2 l/min	1.2 l/min
Minimum Water Inlet Pressure		2.5 Bar	2.5 Bar	2.5 Bar	2.5 Bar
Minimum Cooling Requirements		1600W	1600W	1600W	1600W
Maximum Water Inlet Pressure		5.0 Bar	5.0 Bar	5.0 Bar	5.0 Bar
Maximum Water Inlet Temperature		50°C	50°C	50°C	50°C

ARC TIG WEAR PARTS SET-UP OVERVIEW

Which System to Use ?

System Guidance Table

Application	System	Gas Flow	Stick Out
Steel, Aluminium	Collets	5~25 l/min	5~15mm
Steel, Aluminium, Stainless Steel	Gas Lens	5~20 l/min	5~20mm
Exotic Metals Stainless Steel, Inconel, Chromoly, Titanium	Super Series Gas Lens Set-up	12~20 l/min	5~55mm

Collet Body Set-Up

Recommended Set-up Parameters for Steel and Aluminium

Nozzle Size	Bore Size	Suggested Gas Flow Rate	Maximum Tungsten Stick-out	Ceramic Nozzle	Quartz Option	Tungsten Size						
						1.0	1.6	2.4	3.2	4.0	4.8	6.4
4	6mm 1/4"	6 l/min	10mm	●	●	●	●	●	●	●	●	●
5	8mm 5/16"	6 l/min	10mm	●	●	●	●	●	●	●	●	●
6	10mm 3/8"	7 l/min	11mm	●	●	●	●	●	●	●	●	●
7	11mm 7/16"	7 l/min	12mm	●	●	●	●	●	●	●	●	●
8	12mm 1/2"	10 l/min	13mm	●	●	●	●	●	●	●	●	●
10	16mm 5/8"	12 l/min	15mm	●	●	●	●	●	●	●	●	●
12	20mm 3/4"	15 l/min	18mm	●	●	●	●	●	●	●	●	●

Note: Maximum recommended tungsten for Quartz option is 3.2mm.
Please refer to Page 40 for recommended Tungsten parameters.

Gas Lens Collet Body Set-up

Recommended Set-up Parameters for Steel, Aluminium and Stainless Steel

Nozzle Size	Bore Size	Suggested Gas Flow Rate	Maximum Tungsten Stick-out	Ceramic Nozzle	Quartz Option	Tungsten Size						
						1.0	1.6	2.4	3.2	4.0	4.8	6.4
4	6mm 1/4"	5 l/min	10mm	●	●	●	●	●	●	●	●	●
5	8mm 5/16"	6 l/min	10mm	●	●	●	●	●	●	●	●	●
6	10mm 3/8"	7 l/min	13mm	●	●	●	●	●	●	●	●	●
7	11mm 7/16"	7 l/min	14mm	●	●	●	●	●	●	●	●	●
8	12mm 1/2"	8 l/min	15mm	●	●	●	●	●	●	●	●	●
10	16mm 5/8"	10 l/min	20mm	●	●	●	●	●	●	●	●	●
12	20mm 3/4"	13 l/min	20mm	●	●	●	●	●	●	●	●	●

Note: Maximum recommended tungsten for Quartz option is 3.2mm.
Please refer to Page 40 for recommended Tungsten parameters.

Super Series Gas Lens Body Set-up

Recommended Set-up Parameters for Exotic Metals

Nozzle Size	Bore Size	Suggested Gas Flow Rate	Maximum Tungsten Stick-out	Ceramic Nozzle	Quartz Option	Tungsten Size						
						1.0	1.6	2.4	3.2	4.0	4.8	6.4
12	20mm 3/4"	12 l/min	25mm	●	●	●	●	●	●	●	●	●
14	23mm 15/16"	12 l/min	25mm	●	●	●	●	●	●	●	●	●
18	28mm 1-1/10"	15 l/min	35mm	●	●	●	●	●	●	●	●	●
24	38mm 1-1/2"	20 l/min	55mm	●	●	●	●	●	●	●	●	●

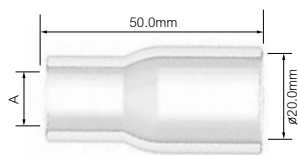
Note: Maximum recommended tungsten for Quartz option is 3.2mm.
Please refer to Page 40 for recommended Tungsten parameters.

Ceramic Cups



Part No.	Description	Size	Bore A			T2 / T2FX	T3 / T3FX	T3W / T3WFX	T4W / T4WFX	T5W / T5WFX
T2CC04	Ceramic Cup	4	6mm	1/4"		●	●	●	●	●
T2CC05	Ceramic Cup	5	8mm	5/16"		●	●	●	●	●
T2CC06	Ceramic Cup	6	10mm	3/8"		●	●	●	●	●
T2CC07	Ceramic Cup	7	11mm	7/16"		●	●	●	●	●
T2CC08	Ceramic Cup	8	12.5mm	1/2"		●	●	●	●	●
T2CC10	Ceramic Cup	10	16mm	5/8"		●	●	●	●	●
T3CC04	Ceramic Cup	4	6mm	1/4"		●	●	●	●	●
T3CC05	Ceramic Cup	5	8mm	5/16"		●	●	●	●	●
T3CC06	Ceramic Cup	6	10mm	3/8"		●	●	●	●	●
T3CC07	Ceramic Cup	7	11mm	7/16"		●	●	●	●	●
T3CC08	Ceramic Cup	8	12.5mm	1/2"		●	●	●	●	●
T3CC10	Ceramic Cup	10	16mm	5/8"		●	●	●	●	●
T3CC12	Ceramic Cup	12	19mm	3/4"		●	●	●	●	●

Quartz Cups



Part No.	Description	Size	Bore A			T2 / T2FX	T3 / T3FX	T3W / T3WFX	T4W / T4WFX	T5W / T5WFX
T2QZ06	Standard Quartz Cup	6	10mm	3/8"		●	●	●	●	●
T2QZ08	Standard Quartz Cup	8	12mm	1/2"		●	●	●	●	●
T2QZ10	Standard Quartz Cup	10	15mm	5/8"		●	●	●	●	●
T3QZ06	Standard Quartz Cup	6	10mm	3/8"		●	●	●	●	●
T3QZ08	Standard Quartz Cup	8	12mm	1/2"		●	●	●	●	●
T3QZ10	Standard Quartz Cup	10	15mm	5/8"		●	●	●	●	●
T3QZ12	Standard Quartz Cup	12	20mm	3/4"		●	●	●	●	●

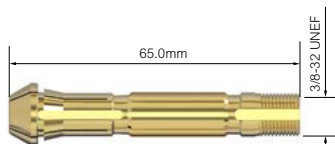

Large Gas Lens Ceramic Cups



Part No.	Description	Size	Bore A			T2 / T2FX	T3 / T3FX	T3W / T3WFX	T4W / T4WFX	T5W / T5WFX
T5LGLCC08	Large Gas Lens Ceramic Cup	8	12.5mm	1/2"		●	●	●	●	●
T5LGLCC10	Large Gas Lens Ceramic Cup	10	16mm	5/8"		●	●	●	●	●
T5LGLCC12	Large Gas Lens Ceramic Cup	12	19mm	3/4"		●	●	●	●	●
T5LGLCC14	Large Gas Lens Ceramic Cup	14	24mm	15/16"		●	●	●	●	●

● Standard wear part range



Collet Body



Part No.	Description	Bore		T2 / T2FX	T3 / T3FX	T3W / T3WFX	T4W / T4WFX	T5W / T5WFX
T2CB10	Collet Body	1.0mm	0.04"	●	●	●	●	●
T2CB16	Collet Body	1.6mm	1/16"	●	●	●	●	●
T2CB20	Collet Body	2.0mm	5/64"	●	●	●	●	●
T2CB24	Collet Body	2.4mm	3/32"	●	●	●	●	●
T2CB32	Collet Body	3.2mm	1/8"	●	●	●	●	●
T2CB40	Collet Body	4.0mm	5/32"	●	●	●	●	●
T2CB48	Collet Body	4.8mm	3/16"	●	●	●	●	●

T3CB10	Collet Body	1.0mm	0.04"	●	●	●	●	●
T3CB16	Collet Body	1.6mm	1/16"	●	●	●	●	●
T3CB20	Collet Body	2.0mm	5/64"	●	●	●	●	●
T3CB24	Collet Body	2.4mm	3/32"	●	●	●	●	●
T3CB32	Collet Body	3.2mm	1/8"	●	●	●	●	●
T3CB40	Collet Body	4.0mm	5/32"	●	●	●	●	●
T3CB48	Collet Body	4.8mm	3/16"	●	●	●	●	●
T3CB64	Collet Body	6.4mm	1/4"	●	●	●	●	●

Gas Lens Collet Body




Part No.	Description	Bore		T2 / T2FX	T3 / T3FX	T3W / T3WFX	T4W / T4WFX	T5W / T5WFX
T2GL10	Gas Lens Collet Body	1.0mm	0.04"	●	●	●	●	●
T2GL16	Gas Lens Collet Body	1.6mm	1/16"	●	●	●	●	●
T2GL20	Gas Lens Collet Body	2.0mm	5/64"	●	●	●	●	●
T2GL24	Gas Lens Collet Body	2.4mm	3/32"	●	●	●	●	●
T2GL32	Gas Lens Collet Body	3.2mm	1/8"	●	●	●	●	●
T2GL40	Gas Lens Collet Body	4.0mm	5/32"	●	●	●	●	●
T2GL48	Gas Lens Collet Body	4.8mm	3/16"	●	●	●	●	●

T3GL10	Gas Lens Collet Body	1.0mm	0.04"	●	●	●	●	●
T3GL16	Gas Lens Collet Body	1.6mm	1/16"	●	●	●	●	●
T3GL20	Gas Lens Collet Body	2.0mm	5/64"	●	●	●	●	●
T3GL24	Gas Lens Collet Body	2.4mm	3/32"	●	●	●	●	●
T3GL32	Gas Lens Collet Body	3.2mm	1/8"	●	●	●	●	●
T3GL40	Gas Lens Collet Body	4.0mm	5/32"	●	●	●	●	●
T3GL48	Gas Lens Collet Body	4.8mm	3/16"	●	●	●	●	●
T3GL64	Gas Lens Collet Body	6.4mm	1/4"	●	●	●	●	●

Note: Replaceable gas lens filters are available for small and medium gas lens collet bodies - please refer to gas lens body filter kits

● Standard wear part range


Large Gas Lens Collet Body



Part No.	Description	Bore		T2 / T2FX	T3 / T3FX	T3W / T3WFX	T4W / T4WFX	T5W / T5WFX
T5LGL10	Large Gas Lens Collet Body	1.0mm	0.04"	●	●	●	●	●
T5LGL16	Large Gas Lens Collet Body	1.6mm	1/16"	●	●	●	●	●
T5LGL20	Large Gas Lens Collet Body	2.0mm	5/64"	●	●	●	●	●
T5LGL24	Large Gas Lens Collet Body	2.4mm	3/32"	●	●	●	●	●
T5LGL32	Large Gas Lens Collet Body	3.2mm	1/8"	●	●	●	●	●
T5LGL40	Large Gas Lens Collet Body	4.0mm	5/32"	●	●	●	●	●
T5LGL48	Large Gas Lens Collet Body	4.8mm	3/16"	●	●	●	●	●
T5LGL64	Large Gas Lens Collet Body	6.4mm	1/4"	●	●	●	●	●

Note: Large gas lens collet bodies have fixed filters

























Gas Lens Body Filter Kit



Part No.	Description	Bore		T2 / T2FX	T3 / T3FX	T3W / T3WFX	T4W / T4WFX	T5W / T5WFX
SGL10FS-3KIT	Small Gas Lens Body Filter Kit	1.0mm	0.04"	●	●	●	●	●
SGL16FS-3KIT	Small Gas Lens Body Filter Kit	1.6mm	1/16"	●	●	●	●	●
SGL20FS-3KIT	Small Gas Lens Body Filter Kit	2.0mm	5/64"	●	●	●	●	●
SGL24FS-3KIT	Small Gas Lens Body Filter Kit	2.4mm	3/32"	●	●	●	●	●
SGL32FL-3KIT	Small Gas Lens Body Filter Kit	3.2mm	1/8"	●	●	●	●	●
SGL40FL-3KIT	Small Gas Lens Body Filter Kit	4.0mm	5/32"	●	●	●	●	●
SGL48FL-3KIT	Small Gas Lens Body Filter Kit	4.8mm	3/16"	●	●	●	●	●

● Standard wear part range

Gas Lens Body Filter Kit


			Bore		T2 / T2FX	T3 / T3FX	T3W / T3WFX	T4W / T4WFX	T5W / T5WFX
			Part No.	Description					
			MGL10FS-3KIT	Medium Gas Lens Body Filter Kit	1.0mm	0.04"			
			MGL16FS-3KIT	Medium Gas Lens Body Filter Kit	1.6mm	1/16"			
			MGL20FS-3KIT	Medium Gas Lens Body Filter Kit	2.0mm	5/64"			
			MGL24FS-3KIT	Medium Gas Lens Body Filter Kit	2.4mm	3/32"			
			MGL32FS-3KIT	Medium Gas Lens Body Filter Kit	3.2mm	1/8"			
			MGL40FL-3KIT	Medium Gas Lens Body Filter Kit	4.0mm	5/32"			
			MGL48FL-3KIT	Medium Gas Lens Body Filter Kit	4.8mm	3/16"			
			MGL64FL-3KIT	Medium Gas Lens Body Filter Kit	6.4mm	1/4"			

 Standard wear part range

STARTER KITS

The Arc Collet Body Starter Kits include everything you need to get started

Collet Body Starter Kits



Part No.	Description	T2 / T2FX	T3 / T3FX	T3W / T3WFX	T4W / T4WFX	T5W / T5WFX
SCB1	Small Collet Body Starter Kit 1.0mm-0.04"	●	●	●	●	●
SCB2	Small Collet Body Starter Kit 1.6mm-1/16"	●	●	●	●	●
SCB3	Small Collet Body Starter Kit 2.0mm-5/64"	●	●	●	●	●
SCB4	Small Collet Body Starter Kit 2.4mm-3/32"	●	●	●	●	●
SCB5	Small Collet Body Starter Kit 3.2mm-1/8"	●	●	●	●	●
SCB6	Small Collet Body Starter Kit 4.0mm-5/32"	●	●	●	●	●
SCB7	Small Collet Body Starter Kit 4.8mm-3/16"	●	●	●	●	●



MCB1	Medium Collet Body Starter Kit 1.0mm-0.04"	●	●	●	●	●
MCB2	Medium Collet Body Starter Kit 1.6mm-1/16"	●	●	●	●	●
MCB3	Medium Collet Body Starter Kit 2.0mm-5/64"	●	●	●	●	●
MCB4	Medium Collet Body Starter Kit 2.4mm-3/32"	●	●	●	●	●
MCB5	Medium Collet Body Starter Kit 3.2mm-1/8"	●	●	●	●	●
MCB6	Medium Collet Body Starter Kit 4.0mm-5/32"	●	●	●	●	●
MCB7	Medium Collet Body Starter Kit 4.8mm-3/16"	●	●	●	●	●
MCB8	Medium Collet Body Starter Kit 6.4mm-1/4"	●	●	●	●	●

The Arc Gas Lens Body Starter Kits include everything you need to get started

Gas Lens Body Starter Kits



Part No.	Description	T2 / T2FX	T3 / T3FX	T3W / T3WFX	T4W / T4WFX	T5W / T5WFX
SGL1	Small Gas Lens Body Starter Kit 1.0mm-0.04"	●	●	●	●	●
SGL2	Small Gas Lens Body Starter Kit 1.6mm-1/16"	●	●	●	●	●
SGL3	Small Gas Lens Body Starter Kit 2.0mm-5/64"	●	●	●	●	●
SGL4	Small Gas Lens Body Starter Kit 2.4mm-3/32"	●	●	●	●	●
SGL5	Small Gas Lens Body Starter Kit 3.2mm-1/8"	●	●	●	●	●
SGL6	Small Gas Lens Body Starter Kit 4.0mm-5/32"	●	●	●	●	●
SGL7	Small Gas Lens Body Starter Kit 4.8mm-3/16"	●	●	●	●	●



MGL1	Medium Gas Lens Body Starter Kit 1.0mm-0.04"	●	●	●	●	●
MGL2	Medium Gas Lens Body Starter Kit 1.6mm-1/16"	●	●	●	●	●
MGL3	Medium Gas Lens Body Starter Kit 2.0mm-5/64"	●	●	●	●	●
MGL4	Medium Gas Lens Body Starter Kit 2.4mm-3/32"	●	●	●	●	●
MGL5	Medium Gas Lens Body Starter Kit 3.2mm-1/8"	●	●	●	●	●
MGL6	Medium Gas Lens Body Starter Kit 4.0mm-5/32"	●	●	●	●	●
MGL7	Medium Gas Lens Body Starter Kit 4.8mm-3/16"	●	●	●	●	●
MGL8	Medium Gas Lens Body Starter Kit 6.4mm-1/4"	●	●	●	●	●



LGL1	Large Gas Lens Body Starter Kit 1.0mm-0.04"	●	●	●	●	●
LGL2	Large Gas Lens Body Starter Kit 1.6mm-1/16"	●	●	●	●	●
LGL3	Large Gas Lens Body Starter Kit 2.0mm-5/64"	●	●	●	●	●
LGL4	Large Gas Lens Body Starter Kit 2.4mm-3/32"	●	●	●	●	●
LGL5	Large Gas Lens Body Starter Kit 3.2mm-1/8"	●	●	●	●	●
LGL6	Large Gas Lens Body Starter Kit 4.0mm-5/32"	●	●	●	●	●
LGL7	Large Gas Lens Body Starter Kit 4.8mm-3/16"	●	●	●	●	●
LGL8	Large Gas Lens Body Starter Kit 6.4mm-1/4"	●	●	●	●	●






● Denotes applicable model

Arc T Accessory Kits

Part No.	Description					
		T2 / T2FX	T3 / T3FX	T3W / T3WFX	T4W / T4WFX	T5W / T5WFX
	AK1	Small Collet Body Accessory Kit	●	●	●	●
	SMALL COLLET BODY ACCESSORY KIT Collet Body 1.6mm - 1/16", 2.0mm - 5/64", 2.4mm - 3/32" Ceramic Cup 8mm - 5/16", 10mm - 3/8", 11mm - 7/16" Small Head Gasket Small Heat Zone Isolator Long Back Cap, Short Back Cap Arc Spanner					
	AK2	Small Collet Body Accessory Kit	●	●	●	●
	SMALL COLLET BODY ACCESSORY KIT Collet Body 2.4mm - 3/32", 3.2mm - 1/8", 4.0mm - 5/32" Ceramic Cup 11mm - 7/16", 12.5mm - 1/2", 16mm - 5/8" Small Head Gasket Small Heat Zone Isolator Long Back Cap, Short Back Cap Arc Spanner					
	AK3	Small Gas Lens Body Accessory Kit	●	●	●	●
	SMALL GAS LENS BODY ACCESSORY KIT Gas Lens Collet Body 1.6mm - 1/16", 2.0mm - 5/64", 2.4mm - 3/32" Ceramic Cup 10mm - 3/8", 11mm - 7/16", 12.5mm - 1/2" Small Head Gasket Small Heat Zone Isolator Long Back Cap, Short Back Cap Arc Spanner					
	AK4	Small Gas Lens Body Accessory Kit	●	●	●	●
	SMALL GAS LENS BODY ACCESSORY KIT Gas Lens Collet Body 2.4mm - 3/32", 3.2mm - 1/8", 4.0mm - 5/32" Ceramic Cup 11mm - 7/16", 12.5mm - 1/2", 16mm - 5/8" Small Head Gasket Small Heat Zone Isolator Long Back Cap, Short Back Cap Arc Spanner					
	AK5	Medium Collet Body Accessory Kit	●	●	●	●
	MEDIUM COLLET BODY ACCESSORY KIT Collet Body 2.4mm - 3/32", 3.2mm - 1/8", 4.0mm - 5/32" Ceramic Cup 11mm - 7/16", 12.5mm - 1/2", 16mm - 5/8" Medium Head Gasket Medium Heat Zone Isolator Long Back Cap, Short Back Cap Arc Spanner					

● Denotes applicable model

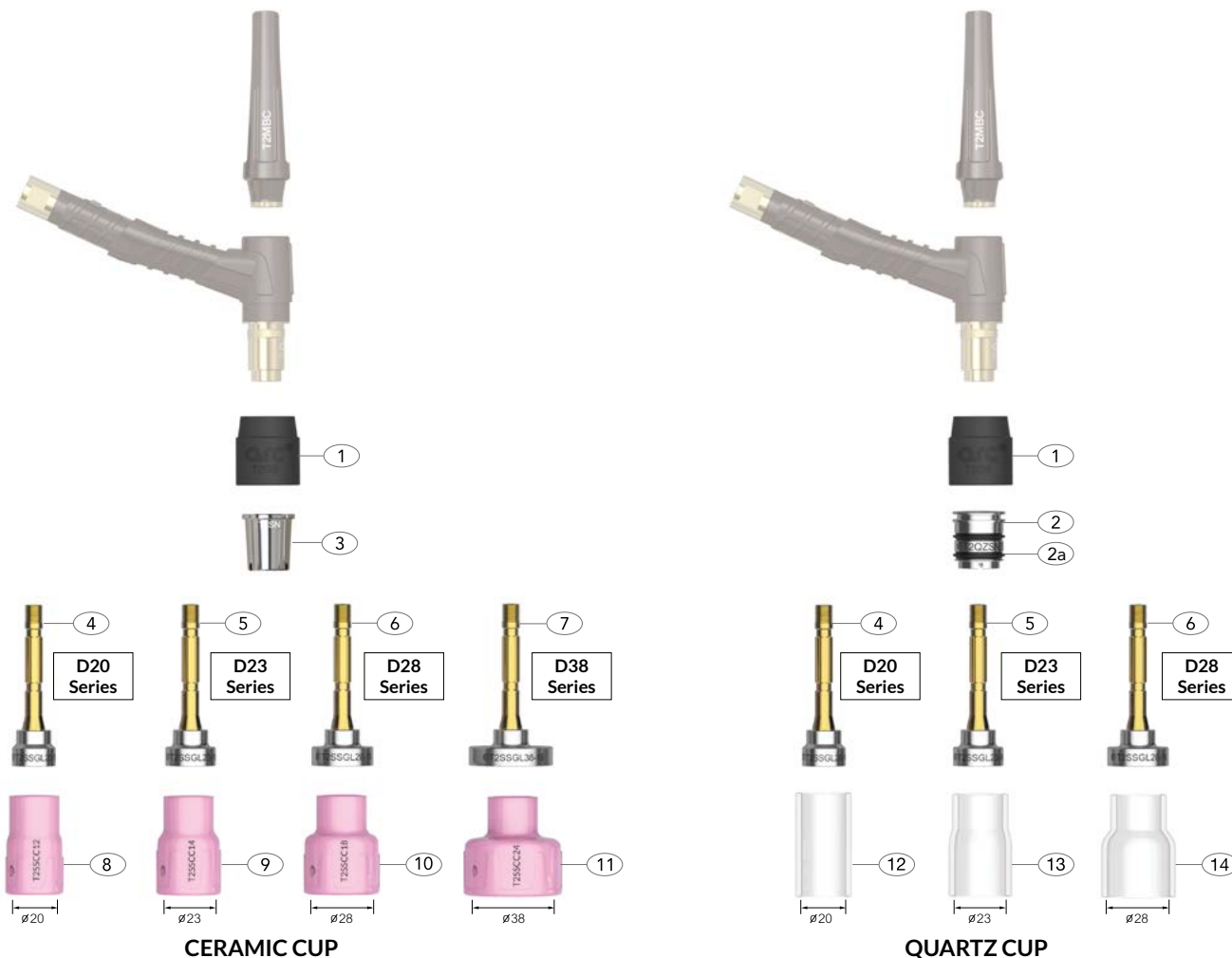
Arc T Accessory Kits

Part No.	Description					
		T2 / T2FX	T3 / T3FX	T3W / T3WFX	T4W / T4WFX	T5W / T5WFX
	AK6	Medium Collet Body Accessory Kit				
	MEDIUM COLLET BODY ACCESSORY KIT Collet Body 4.0mm - 5/32", 4.8mm - 3/16", 6.4mm - 1/4" Ceramic Cup 12.5mm - 1/2", 16mm - 5/8", 19mm - 3/4" Medium Head Gasket Medium Heat Zone Isolator Long Back Cap, Short Back Cap Arc Spanner					
	AK7	Medium Gas Lens Body Accessory Kit				
	MEDIUM GAS LENS BODY ACCESSORY KIT Gas Lens Collet Body 2.4mm - 3/32", 3.2mm - 1/8", 4.0mm - 5/32" Ceramic Cup 11mm - 7/16", 12.5mm - 1/2", 16mm - 5/8" Medium Head Gasket Medium Heat Zone Isolator Long Back Cap, Short Back Cap, Arc Spanner					
	AK8	Medium Gas Lens Body Accessory Kit				
	MEDIUM GAS LENS BODY ACCESSORY KIT Gas Lens Collet Body 4.0mm - 5/32", 4.8mm - 3/16", 6.4mm - 1/4" Ceramic Cup 12.5mm - 1/2", 16mm - 5/8", 19mm - 3/4" Medium Head Gasket Medium Heat Zone Isolator Long Back Cap, Short Back Cap Arc Spanner					
	AK9	Large Gas Lens Body Accessory Kit				
	LARGE GAS LENS BODY ACCESSORY KIT Large Gas Lens Collet Body 2.4mm - 3/32", 3.2mm - 1/8", 4.0mm - 5/32" Ceramic Cup 12.5mm - 1/2", 16mm - 5/8", 19mm - 3/4" Large Head Gasket Large Heat Zone Isolator Long Back Cap, Short Back Cap Arc Spanner					
	AK10	Large Gas Lens Body Accessory Kit				
	LARGE GAS LENS BODY ACCESSORY KIT Large Gas Lens Collet Body 4.0mm - 5/32", 4.8mm - 3/16", 6.4mm - 1/4" Ceramic Cup 16mm - 5/8", 19mm - 3/4", 24mm - 15/16" Large Head Gasket Large Heat Zone Isolator Long Back Cap, Short Back Cap Arc Spanner					

● Denotes applicable model

ARC T SUPER SERIES SYSTEM SET-UP OVERVIEW

T2 / T2FX / T3W / T3WFX / T4W / T4WFX

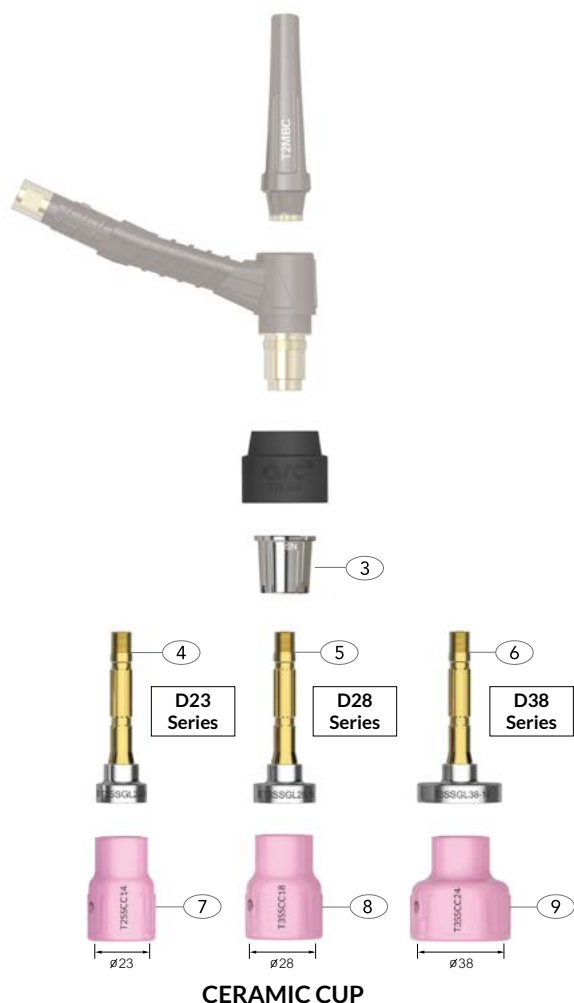


Wear Parts

Part Number	Description	Part Number	Description
1	T2GS Head Gasket	8	T2SSCC12 Super Series Ceramic Cup 20mm - 3/4"
2	T2QZSN20 Quartz Heat Zone Isolator	9	T2SSCC14 Super Series Ceramic Cup 23mm - 15/16"
2a	QZR-D20 Special Seal Rings	10	T2SSCC18 Super Series Ceramic Cup 28mm - 1-1/10"
3	T2SN Standard Heat Zone Isolator	11	T2SSCC24 Super Series Ceramic Cup 38mm - 1-9/16"
4	T2SSGL20-16 Super Series Gas Lens Collet Body 1.6mm - 1/16"	12	T2SSQZ12 Super Series Quartz Cup 20mm - 3/4"
	T2SSGL20-20 Super Series Gas Lens Collet Body 2.0mm - 5/64"	13	T2SSQZ14 Super Series Quartz Cup 23mm - 15/16"
	T2SSGL20-24 Super Series Gas Lens Collet Body 2.4mm - 2/32"	14	T2SSQZ18 Super Series Quartz Cup 28mm - 1-1/10"
	T2SSGL20-32 Super Series Gas Lens Collet Body 3.2mm - 1/8"		
5	T2SSGL23-16 Super Series Gas Lens Collet Body 1.6mm - 1/16"		
	T2SSGL23-20 Super Series Gas Lens Collet Body 2.0mm - 5/64"		
	T2SSGL23-24 Super Series Gas Lens Collet Body 2.4mm - 2/32"		
	T2SSGL23-32 Super Series Gas Lens Collet Body 3.2mm - 1/8"		
6	T2SSGL28-16 Super Series Gas Lens Collet Body 1.6mm - 1/16"		
	T2SSGL28-20 Super Series Gas Lens Collet Body 2.0mm - 5/64"		
	T2SSGL28-24 Super Series Gas Lens Collet Body 2.4mm - 2/32"		
	T2SSGL28-32 Super Series Gas Lens Collet Body 3.2mm - 1/8"		
7	T2SSGL38-16 Super Series Gas Lens Collet Body 1.6mm - 1/16"		
	T2SSGL38-20 Super Series Gas Lens Collet Body 2.0mm - 5/64"		
	T2SSGL38-24 Super Series Gas Lens Collet Body 2.4mm - 2/32"		
	T2SSGL38-32 Super Series Gas Lens Collet Body 3.2mm - 1/8"		

ARC T SUPER SERIES SYSTEM SET-UP OVERVIEW

T3 / T3FX / T5W / T5WFX



Wear Parts

Part Number	Description
1 T3GS	Head Gasket
2 T3QZSN23	Quartz Heat Zone Isolator
2a QZR-D23	Special Seal Rings
3 T3SN	Standard Heat Zone Isolator
4 T3SSGL23-16	Super Series Gas Lens Collet Body 1.6mm - 1/16"
T3SSGL23-20	Super Series Gas Lens Collet Body 2.0mm - 5/64"
T3SSGL23-24	Super Series Gas Lens Collet Body 2.4mm - 2/32"
T3SSGL23-32	Super Series Gas Lens Collet Body 3.2mm - 1/8"
5 T3SSGL28-16	Super Series Gas Lens Collet Body 1.6mm - 1/16"
T3SSGL28-20	Super Series Gas Lens Collet Body 2.0mm - 5/64"
T3SSGL28-24	Super Series Gas Lens Collet Body 2.4mm - 2/32"
T3SSGL28-32	Super Series Gas Lens Collet Body 3.2mm - 1/8"
6 T3SSGL38-16	Super Series Gas Lens Collet Body 1.6mm - 1/16"
T3SSGL38-20	Super Series Gas Lens Collet Body 2.0mm - 5/64"
T3SSGL38-24	Super Series Gas Lens Collet Body 2.4mm - 2/32"
T3SSGL38-32	Super Series Gas Lens Collet Body 3.2mm - 1/8"

Part Number	Description
7 T3SSCC14	Super Series Ceramic Cup 23mm - 15/16"
8 T2SSCC18	Super Series Ceramic Cup 28mm - 1-1/10"
9 T2SSCC24	Super Series Ceramic Cup 38mm - 1-9/16"
10 T3SSQZ14	Super Series Quartz Cup 23mm - 15/16"
11 T3SSQZ18	Super Series Quartz Cup 28mm - 1-1/10"

ARC T SUPER SERIES SYSTEM WEAR PARTS



LIBERATE
YOUR WORKDAY

Super Series Ceramic Cups




Part No.	Description	Bore A		T2 / T2FX	T3 / T3FX	T3W / T3WFX	T4W / T4WFX	T5W / T5WFX
T2SSCC12	Super Series Ceramic Cup	20mm	3/4"	●	●	●	●	●
T2SSCC14	Super Series Ceramic Cup	23mm	15/16"	●	●	●	●	●
T2SSCC18	Super Series Ceramic Cup	28mm	1-1/10"	●	●	●	●	●
T2SSCC24	Super Series Ceramic Cup	38mm	1-9/16"	●	●	●	●	●




T3SSCC14	Super Series Ceramic Cup	23mm	15/16"	●	●	●	●	●
T3SSCC18	Super Series Ceramic Cup	28mm	1-1/10"	●	●	●	●	●
T3SSCC24	Super Series Ceramic Cup	38mm	1-9/16"	●	●	●	●	●

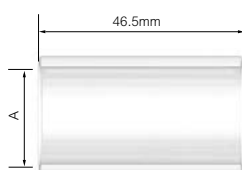
Super Series Quartz Cups



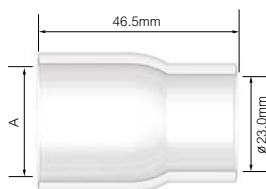
Part No.	Description	Bore A		T2 / T2FX	T3 / T3FX	T3W / T3WFX	T4W / T4WFX	T5W / T5WFX
T2SSQZ12	Super Series Quartz Cup	20mm	3/4"	●	●	●	●	●



T2SSQZ14	Super Series Quartz Cup	23mm	15/16"	●	●	●	●	●
T2SSQZ18	Super Series Quartz Cup	28mm	1-1/10"	●	●	●	●	●



T3SSQZ14	Super Series Quartz Cup	23mm	15/16"	●	●	●	●	●
----------	-------------------------	------	--------	---	---	---	---	---



T3SSQZ18	Super Series Quartz Cup	28mm	1-1/10"	●	●	●	●	●
----------	-------------------------	------	---------	---	---	---	---	---





● Standard wear part range

ARC T SUPER SERIES SYSTEM WEAR PARTS



LIBERATE
YOUR WORKDAY

Super Series Gas Lens Collet Bodies



Part No.	Description	Bore A		T2 / T2FX	T3 / T3FX	T3W / T3WFX	T4W / T4WFX	T5W / T5WFX
T2SSGL20-16	Super Series Gas Lens Collet Body - D20	1.6mm	1/16"	●	●	●	●	●
T2SSGL20-20	Super Series Gas Lens Collet Body - D20	2.0mm	5/64"	●	●	●	●	●
T2SSGL20-24	Super Series Gas Lens Collet Body - D20	2.4mm	3/32"	●	●	●	●	●
T2SSGL20-32	Super Series Gas Lens Collet Body - D20	3.2mm	1/8"	●	●	●	●	●

T2SSGL23-16	Super Series Gas Lens Collet Body - D23	1.6mm	1/16"	●	●	●	●	●
T2SSGL23-20	Super Series Gas Lens Collet Body - D23	2.0mm	5/64"	●	●	●	●	●
T2SSGL23-24	Super Series Gas Lens Collet Body - D23	2.4mm	3/32"	●	●	●	●	●
T2SSGL23-32	Super Series Gas Lens Collet Body - D23	3.2mm	1/8"	●	●	●	●	●

T2SSGL28-16	Super Series Gas Lens Collet Body - D28	1.6mm	1/16"	●	●	●	●	●
T2SSGL28-20	Super Series Gas Lens Collet Body - D28	2.0mm	5/64"	●	●	●	●	●
T2SSGL28-24	Super Series Gas Lens Collet Body - D28	2.4mm	3/32"	●	●	●	●	●
T2SSGL28-32	Super Series Gas Lens Collet Body - D28	3.2mm	1/8"	●	●	●	●	●

T2SSGL38-16	Super Series Gas Lens Collet Body - D38	1.6mm	1/16"	●	●	●	●	●
T2SSGL38-20	Super Series Gas Lens Collet Body - D38	2.0mm	5/64"	●	●	●	●	●
T2SSGL38-24	Super Series Gas Lens Collet Body - D38	2.4mm	3/32"	●	●	●	●	●
T2SSGL38-32	Super Series Gas Lens Collet Body - D38	3.2mm	1/8"	●	●	●	●	●

T3SSGL23-16	Super Series Gas Lens Collet Body - D23	1.6mm	1/16"	●	●	●	●	●
T3SSGL23-20	Super Series Gas Lens Collet Body - D23	2.0mm	5/64"	●	●	●	●	●
T3SSGL23-24	Super Series Gas Lens Collet Body - D23	2.4mm	3/32"	●	●	●	●	●
T3SSGL23-32	Super Series Gas Lens Collet Body - D23	3.2mm	1/8"	●	●	●	●	●

T3SSGL28-16	Super Series Gas Lens Collet Body - D28	1.6mm	1/16"	●	●	●	●	●
T3SSGL28-20	Super Series Gas Lens Collet Body - D28	2.0mm	5/64"	●	●	●	●	●
T3SSGL28-24	Super Series Gas Lens Collet Body - D28	2.4mm	3/32"	●	●	●	●	●
T3SSGL28-32	Super Series Gas Lens Collet Body - D28	3.2mm	1/8"	●	●	●	●	●

T3SSGL38-16	Super Series Gas Lens Collet Body - D38	1.6mm	1/16"	●	●	●	●	●
T3SSGL38-20	Super Series Gas Lens Collet Body - D38	2.0mm	5/64"	●	●	●	●	●
T3SSGL38-24	Super Series Gas Lens Collet Body - D38	2.4mm	3/32"	●	●	●	●	●
T3SSGL38-32	Super Series Gas Lens Collet Body - D38	3.2mm	1/8"	●	●	●	●	●

● Standard wear part range

ARC T SUPER SERIES SYSTEM WEAR PARTS



LIBERATE
YOUR WORKDAY

Super Series Gas Lens Body Filter Kit

Part No.	Description	Bore		T2 / T2FX	T3 / T3FX	T3W / T3WFX	T4W / T4WFX	T5W / T5WFX
SSGL14.5-16FS-3KIT	Super Series Gas Lens Body Filter Kit	1.6mm	1/16"	●	●	●	●	●
SSGL14.5-20FS-3KIT	Super Series Gas Lens Body Filter Kit	2.0mm	5/64"	●	●	●	●	●
SSGL14.5-24FS-3KIT	Super Series Gas Lens Body Filter Kit	2.4mm	3/32"	●	●	●	●	●
SSGL14.5-32FS-3KIT	Super Series Gas Lens Body Filter Kit	3.2mm	1/8"	●	●	●	●	●

SSGL20-16FS-3KIT	Super Series Gas Lens Body Filter Kit	1.6mm	1/16"	●	●	●	●	●
SSGL20-20FS-3KIT	Super Series Gas Lens Body Filter Kit	2.0mm	5/64"	●	●	●	●	●
SSGL20-24FS-3KIT	Super Series Gas Lens Body Filter Kit	2.4mm	3/32"	●	●	●	●	●
SSGL20-32FS-3KIT	Super Series Gas Lens Body Filter Kit	3.2mm	1/8"	●	●	●	●	●

SSGL23-16FS-3KIT	Super Series Gas Lens Body Filter Kit	1.6mm	1/16"	●	●	●	●	●
SSGL23-20FS-3KIT	Super Series Gas Lens Body Filter Kit	2.0mm	5/64"	●	●	●	●	●
SSGL23-24FS-3KIT	Super Series Gas Lens Body Filter Kit	2.4mm	3/32"	●	●	●	●	●
SSGL23-32FS-3KIT	Super Series Gas Lens Body Filter Kit	3.2mm	1/8"	●	●	●	●	●

SSGL28-16FS-3KIT	Super Series Gas Lens Body Filter Kit	1.6mm	1/16"	●	●	●	●	●
SSGL28-20FS-3KIT	Super Series Gas Lens Body Filter Kit	2.0mm	5/64"	●	●	●	●	●
SSGL28-24FS-3KIT	Super Series Gas Lens Body Filter Kit	2.4mm	3/32"	●	●	●	●	●
SSGL28-32FS-3KIT	Super Series Gas Lens Body Filter Kit	3.2mm	1/8"	●	●	●	●	●

SSGL38-16FS-3KIT	Super Series Gas Lens Body Filter Kit	1.6mm	1/16"	●	●	●	●	●
SSGL38-20FS-3KIT	Super Series Gas Lens Body Filter Kit	2.0mm	5/64"	●	●	●	●	●
SSGL38-24FS-3KIT	Super Series Gas Lens Body Filter Kit	2.4mm	3/32"	●	●	●	●	●
SSGL38-32FS-3KIT	Super Series Gas Lens Body Filter Kit	3.2mm	1/8"	●	●	●	●	●

RECOMMENDED TUNGSTEN PARAMETERS

Tungsten	Nozzle							Nozzle Bore	A / AC			A / DC	
	4	5	6	7	8	10	12		Pure	Ceriated	Lanthanated WLs10 WLs15 WLs20	Ceriated	Lanthanated WLs10 WLs15 WLs20
1.0mm	●	●	●	●	●	●	●	6.4mm 8.0mm	10A-60A	15A-70A	15A-100A	70A-80A	20A-100A
1.6mm	●	●	●	●	●	●	●	6.4mm 8.0mm 9.8mm	50A-100A	60-90A	70A-160A	80A-140A	80A-160A
2.4mm	●	●	●	●	●	●	●	9.8mm 11.2mm 12.7mm	100A-160A	90A-130A	110A-200A	150A-210A	120A-230A
3.2mm	●	●	●	●	●	●	●	11.2mm 12.7mm	130A-180A	140-190A	150A-205A	220A-320A	200A-305A
4.0mm	●	●	●	●	●	●	●	12.7mm 16.0mm	180A-260A	190A-250A	180A-260A	320A-450A	320A-450A
4.8mm	●	●	●	●	●	●	●	16.0mm 19.0mm	240A-350A	330A-460A	330A-460A	500A-675A	500A-675A
6.4mm	●	●	●	●	●	●	●	19.0mm	300A-450A	430A-575A	430A-575A	650A-950A	650A-950A

SAY HELLO

TO OUR VISION OF THE FUTURE



ARC T HIGH PERFORMANCE SERIES

Make Work Life Easier

MPA004 / V.2022.03



| L I B E R A T E
Y O U R W O R K D A Y